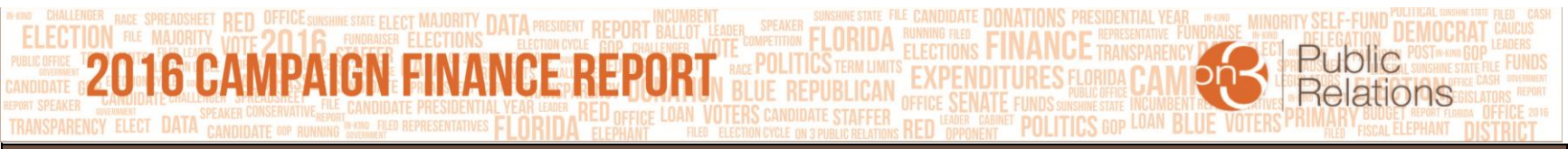
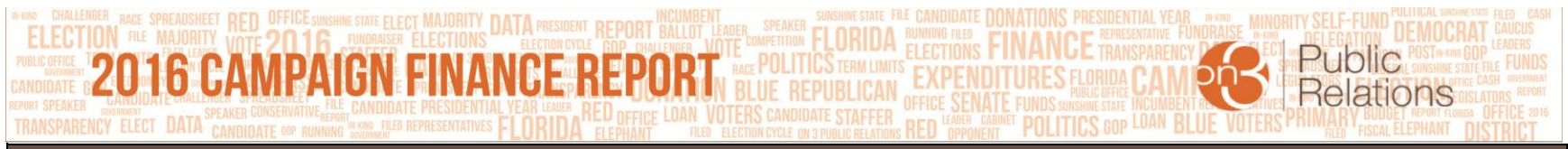


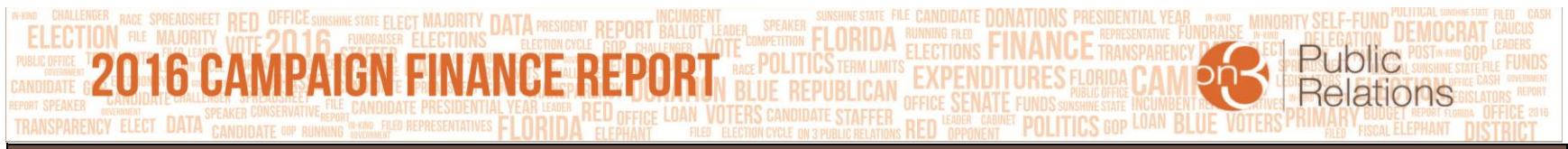
Office	Incumbent	Challenger	Party	Contributions	Loans	In-Kinds	Expenditures	Cash on Hand
SD001		Greg Evers	M3	\$ -	\$ -	\$ -	\$ 1,000.00	
			REP	\$ 22,725.00	\$ -	\$ 65.73	\$ 3,225.00	\$ 19,500.00
SD002		George Gainer	M3	17,995.00	0	1,500.00	45,271.15	
			REP	\$ 206,625.00	\$ 500,000.00	\$ 4,040.00	\$ 218,417.66	\$ 488,207.34
SD003	Bill Montford		M3	\$ 500.00	\$ -	\$ -	\$ 2,895.00	
			DEM	\$ 225,695.00	\$ -	\$ 797.33	\$ 48,966.99	\$ 176,728.01
SD004	Aaron Bean		M3	\$ -	\$ -	\$ -	\$ 4,734.35	
			REP	\$ 136,700.00	\$ -	\$ 607.34	\$ 55,646.66	\$ 81,053.34
SD005		Rob Bradley	M3	\$ -	\$ -	\$ -	\$ 4,569.38	
			REP	\$ 466,606.29	\$ -	\$ 589.64	\$ 87,749.12	\$ 378,857.17
SD006		Audrey Gibson	M3	\$ -	\$ -	\$ -	\$ 90.22	
			DEM	\$ 94,135.00	\$ -	\$ -	\$ 15,787.90	\$ 78,347.10
SD007		Travis Hutson	M3	\$ 1,500.00	\$ -	\$ -	\$ -	
			REP	\$ 55,475.00	\$ -	\$ -	\$ 19,527.31	\$ 35,947.69
SD008		Keith Perry	M3	\$ 53,050.00	\$ -	\$ -	\$ 156.96	
			REP	\$ 98,275.00	\$ -	\$ -	\$ 1,962.95	\$ 96,312.05
SD008		Rod Smith	M3	\$ 150,585.00	\$ -	\$ 19,899.75	\$ 8,895.68	
			DEM	\$ 150,585.00	\$ -	\$ 19,899.75	\$ 8,895.68	\$ 141,689.32
SD009		David Simmons	M3	\$ -	\$ -	\$ -	\$ 3,293.30	
			DEM	\$ 115,125.00	\$ 1,500.00	\$ 469.78	\$ 21,164.03	\$ 95,460.97
SD010		Wilton Simpson	M3	\$ -	\$ -	\$ -	\$ 3,846.30	
			REP	\$ 186,625.00	\$ -	\$ 2,252.58	\$ 59,314.66	\$ 127,310.34
SD011		Randolph Bracy	M3	\$ 8,850.00	\$ -	\$ -	\$ 23,309.35	
			DEM	\$ 65,100.00	\$ -	\$ -	\$ 24,459.37	\$ 40,640.63
SD011		Chuck O'Neal	M3	\$ 2,260.41	\$ 10,000.00	\$ 19.48	\$ 7,241.54	
			DEM	\$ 13,903.81	\$ 60,000.00	\$ 1,943.39	\$ 17,497.56	\$ 56,406.25
SD011		Robert Sindler	M3	\$ 200.00	\$ -	\$ 26.00	\$ -	
			DEM	\$ 200.00	\$ -	\$ 26.00	\$ -	\$ 200.00
SD011		Gary Siplin	M3	\$ 350.00	\$ -	\$ -	\$ -	
			DEM	\$ 350.00	\$ -	\$ -	\$ -	\$ 350.00
SD012		Dennis Baxley	M3	\$ 5,600.00	\$ 100,000.00	\$ -	\$ 6,706.99	
			REP	\$ 193,654.35	\$ 110,000.00	\$ 6,290.26	\$ 100,164.58	\$ 203,489.77
SD012		David Gee	M3	\$ -	\$ -	\$ -	\$ -	
			REP	\$ -	\$ -	\$ -	\$ -	\$ -
SD012		Marlene O'Toole	M3	\$ 10,150.00	\$ 1,000.00	\$ 250.00	\$ -	
			REP	\$ 10,150.00	\$ 1,000.00	\$ 250.00	\$ -	\$ 11,150.00
SD013		Dean Asher	M3	\$ 17,105.17	\$ -	\$ 232.62	\$ 4,465.79	
			REP	\$ 213,890.17	\$ 10,100.00	\$ 2,307.89	\$ 38,212.55	\$ 185,777.62
SD013		Mike Clelland	M3	\$ 11,090.00	\$ -	\$ 5,805.11	\$ 3,153.58	
			DEM	\$ 165,780.00	\$ -	\$ 8,500.87	\$ 9,738.23	\$ 156,041.77
SD013		Judge Richardson Roach	M3	\$ 5,574.57	\$ -	\$ 137.22	\$ 4,694.51	
			DEM	\$ 69,814.38	\$ 1,905.00	\$ 3,961.66	\$ 38,783.82	\$ 32,935.56
SD013		Chuck Sheridan	M3	\$ -	\$ -	\$ -	\$ -	
			REP	\$ -	\$ -	\$ -	\$ -	\$ -



Office	Incumbent	Challenger	Party	Contributions	Loans	In-Kinds	Expenditures	Cash on Hand
SD013		Linda Stewart	M3	\$ 3,038.00	\$ -	\$ 150.00	\$ -	
			DEM	\$ 17,208.00	\$ 638.33	\$ 1,461.00	\$ 491.00	\$ 17,355.33
SD014		Dorothy Hukill	M3	\$ 3,044.99	\$ -	\$ 137.00	\$ 1,229.47	
			REP	\$ 138,794.99	\$ -	\$ 2,086.24	\$ 19,584.44	\$ 119,210.55
SD015		Bob Healy Jr.	M3	\$ 3,160.00	\$ -	\$ 257.39	\$ 146.70	
			DEM	\$ 3,160.00	\$ -	\$ 257.39	\$ 146.70	\$ 3,013.30
SD015		Victor Torres Jr.	M3	\$ 1,400.00	\$ 352.93	\$ -	\$ 352.93	
			DEM	\$ 59,987.05	\$ 352.93	\$ -	\$ 14,655.26	\$ 45,684.72
SD016		Jack Latvala	M3	\$ 10,450.00	\$ -	\$ -	\$ 8,802.54	
			REP	\$ 275,552.00	\$ -	\$ 3,002.57	\$ 46,134.41	\$ 229,417.59
SD017	John Legg		M3	\$ -	\$ -	\$ -	\$ 756.65	
			REP	\$ 214,787.00	\$ -	\$ 1,153.54	\$ 39,144.67	\$ 175,642.33
SD017		Debbie Mayfield	M3	\$ 2,075.00	\$ -	\$ -	\$ 12,072.56	
			REP	\$ 16,265.00	\$ 200,000.00	\$ 1,049.96	\$ 21,599.17	\$ 194,665.83
SD017		Michael Thomas	M3	\$ 4,675.00	\$ -	\$ 1,250.00	\$ 5,382.21	
			REP	\$ 7,650.00	\$ 1,600.00	\$ 1,250.00	\$ 6,818.83	\$ 2,431.17
SD017		Ritch Workman	M3	\$ 5,000.00	\$ -	\$ -	\$ 10,459.90	
			REP	\$ 272,995.00	\$ -	\$ 2,661.00	\$ 178,304.07	\$ 94,690.93
SD018		Dana Young	M3	\$ 167.00	\$ -	\$ -	\$ 1,236.01	
			REP	\$ 264,687.00	\$ -	\$ 1,000.00	\$ 49,265.19	\$ 215,421.81
SD019		Ed Narain	M3	\$ 23,725.00	\$ -	\$ 1,000.00	\$ 7,981.89	
			DEM	\$ 104,060.00	\$ -	\$ 4,605.16	\$ 31,472.56	\$ 72,587.44
SD019		Betty Reed	M3	\$ 3,785.16	\$ -	\$ -	\$ 500.00	
			DEM	\$ 22,181.64	\$ 500.00	\$ 320.00	\$ 7,600.33	\$ 15,081.31
SD019		Darryl Rouson	M3	\$ -	\$ -	\$ -	\$ 691.09	
			DEM	\$ 45,150.00	\$ -	\$ 191.12	\$ 34,383.73	\$ 10,766.27
SD020		Tom Lee	M3	\$ 250.00	\$ -	\$ -	\$ -	
			REP	\$ 177,890.00	\$ -	\$ 1,072.34	\$ 6,975.08	\$ 170,914.92
SD021		Bill Galvano	M3	\$ 4,150.00	\$ -	\$ -	\$ 2,144.65	
			REP	\$ 80,550.00	\$ -	\$ -	\$ 31,692.23	\$ 48,857.77
SD022		Kelli Stargel	M3	\$ -	\$ -	\$ -	\$ 350.00	
			REP	\$ 232,000.00	\$ -	\$ 1,157.40	\$ 25,787.44	\$ 206,212.56
SD023	Ray Pilon		M3	\$ 550.00	\$ -	\$ -	\$ 565.77	
			REP	\$ 110,731.50	\$ -	\$ 2,000.63	\$ 36,054.96	\$ 74,676.54
SD023		Frank Cirillo	M3	\$ 1,200.00	\$ -	\$ -	\$ 363.66	
			DEM	\$ 1,200.00	\$ -	\$ -	\$ 363.66	\$ 836.34
SD023		Doug Holder	M3	\$ 28,250.00	\$ -	\$ -	\$ 12,469.44	
			REP	\$ 206,800.00	\$ -	\$ 119.50	\$ 70,363.48	\$ 136,436.52
SD023		Rick Levine	M3	\$ 250.00	\$ -	\$ -	\$ 514.68	
			REP	\$ 3,240.00	\$ -	\$ -	\$ 1,737.77	\$ 1,502.23
SD023		Nora Patterson	M3	\$ 8,438.15	\$ -	\$ -	\$ 11,276.86	
			REP	\$ 100,787.13	\$ 60,000.00	\$ 2,974.98	\$ 39,955.66	\$ 120,831.47
SD023		Greg Steube	M3	\$ 975.00	\$ -	\$ -	\$ 2,229.50	
			REP	\$ 230,205.00	\$ -	\$ 1,615.75	\$ 15,982.70	\$ 214,222.30



Office	Incumbent	Challenger	Party	Contributions	Loans	In-Kinds	Expenditures	Cash on Hand
SD024		Jeff Brandes	M3	\$ 28,970.00	\$ -	\$ -	\$ 8,400.50	
			REP	\$ 184,340.00	\$ -	\$ 107.34	\$ 125,242.84	\$ 59,097.16
SD025		Bruno Moore	M3	\$ 100.00	\$ -	\$ -	\$ -	
			DEM	\$ 100.00	\$ -	\$ -	\$ -	\$ 100.00
SD025		Joe Negron	M3	\$ 3,000.00	\$ -	\$ -	\$ 2,500.00	
			REP	\$ 83,600.00	\$ -	\$ -	\$ 18,911.72	\$ 64,688.28
SD026		Denise Grimsley	M3	\$ -	\$ -	\$ -	\$ 4,253.45	
			REP	\$ 370,541.00	\$ -	\$ 1,471.64	\$ 209,410.43	\$ 161,130.57
SD027	Jeff Clemens		M3	\$ 1,500.00	\$ -	\$ -	\$ 365.90	
			DEM	\$ 121,950.00	\$ -	\$ -	\$ 48,601.29	\$ 73,348.71
SD027		Lizbeth Benacquisto	M3	\$ -	\$ -	\$ -	\$ 39,788.05	
			REP	\$ 117,725.00	\$ -	\$ -	\$ 52,353.48	\$ 65,371.52
SD027		Emmanuel Morel	M3	\$ 400.00	\$ 1,000.00	\$ -	\$ 926.23	
			DEM	\$ 4,369.00	\$ 4,785.95	\$ -	\$ 9,240.23	\$ (85.28)
SD028		Matt Hudson	M3	\$ 175.00	\$ -	\$ -	\$ 6,738.02	
			REP	\$ 418,724.50	\$ -	\$ 3,527.61	\$ 59,684.33	\$ 359,040.17
SD028		Kathleen Passidomo	M3	\$ 16,145.00	\$ -	\$ -	\$ 11,780.97	
			REP	\$ 260,300.00	\$ -	\$ 15,570.22	\$ 94,720.92	\$ 165,579.08
SD029		Joseph Abruzzo	M3	\$ 1,000.00	\$ -	\$ -	\$ 7,328.00	
			DEM	\$ 125,250.00	\$ 525.00	\$ -	\$ 80,638.18	\$ 45,136.82
SD030		Tony Bennett *	M3					
			DEM					
SD030		Ronald Berman *	M3					
			REP					
SD030		Bobby Powell Jr.	M3	\$ 6,850.00	\$ -	\$ -	\$ -	
			DEM	\$ 48,800.00	\$ -	\$ 326.75	\$ 1,606.00	\$ 47,194.00
SD030		Emily Slosberg	M3	\$ 8,250.00	\$ 13,000.00	\$ -	\$ 10,329.48	
			DEM	\$ 41,162.45	\$ 112,000.00	\$ 245.00	\$ 27,865.47	\$ 125,296.98
SD031		Gwyndolen "Gwyn" Clarke-Reed	M3	\$ -	\$ -	\$ -	\$ -	
			DEM	\$ -	\$ -	\$ -	\$ -	\$ -
SD031		Perry Thurston Jr.	M3	\$ -	\$ -	\$ -	\$ -	
			DEM	\$ -	\$ -	\$ -	\$ -	\$ -
SD032		Emmanuel Blimie	M3	\$ 60.00	\$ -	\$ -	\$ 37.67	
			DEM	\$ 445.00	\$ 255.00	\$ -	\$ 416.87	\$ 283.13
SD032		Lauren Book	M3	\$ -	\$ -	\$ -	\$ 5,432.00	
			DEM	\$ 529,484.00	\$ -	\$ 4,053.91	\$ 95,966.37	\$ 433,517.63
SD033		Perry Thurston Jr.	M3	\$ 3,500.00	\$ -	\$ -	\$ 1,018.91	
			DEM	\$ 84,035.00	\$ 100.00	\$ -	\$ 39,710.16	\$ 44,424.84
SD034		Gwyndolen "Gwyn" Clarke-Reed	M3	\$ 1,000.00	\$ -	\$ -	\$ -	
			DEM	\$ 15,100.00	\$ 1,000.00	\$ 222.56	\$ 1,455.57	\$ 14,644.43
SD034		Gary Farmer	M3	\$ 36,690.00	\$ -	\$ 1,000.00	\$ 50,630.75	
			DEM	\$ 295,755.01	\$ 103,006.27	\$ 7,244.67	\$ 128,405.46	\$ 270,355.82
SD034		Jim Waldman	M3	\$ 20,052.94	\$ -	\$ 72.06	\$ 5,344.16	
			DEM	\$ 255,783.69	\$ 202,500.00	\$ 1,734.06	\$ 54,826.97	\$ 403,456.72



Office	Incumbent	Challenger	Party	Contributions	Loans	In-Kinds	Expenditures	Cash on Hand
SD035		Oscar Braynon II	M3	\$ -	\$ -	\$ -	\$ 1,492.25	
			DEM	\$ 33,486.00	\$ -	\$ -	\$ 6,801.00	\$ 26,685.00
SD036		Rene Garcia	M3	\$ -	\$ -	\$ -	\$ 9,553.70	
			REP	\$ 43,300.00	\$ 50.00	\$ -	\$ 21,212.95	\$ 22,137.05
SD037		Mercedes Christian	M3	\$ -	\$ -	\$ -	\$ 10.00	
			NPA	\$ 100.00	\$ -	\$ -	\$ 38.00	\$ 62.00
SD037		Miguel Diaz de la Portilla	M3	\$ 15,000.00	\$ -	\$ -	\$ 500.00	
			REP	\$ 32,000.00	\$ -	\$ -	\$ 527.44	\$ 31,472.56
SD037		Jose Javier Rodriguez	M3	\$ 41,355.00	\$ -	\$ -	\$ 3,044.03	
			DEM	\$ 109,315.00	\$ -	\$ -	\$ 3,944.03	\$ 105,370.97
SD038		Anis Blemur	M3	\$ 1,585.00	\$ -	\$ -	\$ -	
			DEM	\$ 1,735.00	\$ 10,020.00	\$ -	\$ 3,600.00	\$ 8,155.00
SD038		Phillip Brutus	M3	\$ -	\$ -	\$ -	\$ -	
			DEM	\$ -	\$ -	\$ -	\$ -	\$ -
SD038		Daphne Campbell	M3	\$ -	\$ -	\$ -	\$ 1,759.59	
			DEM	\$ 15,623.75	\$ 100.00	\$ -	\$ 7,198.82	\$ 8,524.93
SD038		Don Festge	M3	\$ 880.00	\$ 100.00	\$ -	\$ 162.37	
			DEM	\$ 880.00	\$ 100.00	\$ -	\$ 162.37	\$ 817.63
SD038		Gwen Margolis	M3	\$ 5,000.00	\$ -	\$ -	\$ 5,097.20	
			DEM	\$ 69,225.00	\$ 50,000.00	\$ -	\$ 34,592.69	\$ 84,632.31
SD039		Anitere Flores	M3	\$ 124,275.00	\$ -	\$ 180.00	\$ 9,232.74	
			REP	\$ 527,218.00	\$ -	\$ 3,046.70	\$ 221,157.95	\$ 306,060.05
SD039		Daniel Horton *	M3					
			DEM					
SD039		Andrew Korge	M3	\$ 16,472.50	\$ -	\$ 500.00	\$ 21,438.28	
			DEM	\$ 220,750.04	\$ -	\$ 2,666.47	\$ 68,468.85	\$ 152,281.19
SD039		Sheila Lucas George	M3	\$ -	\$ -	\$ -	\$ 8.00	
			NPA	\$ -	\$ 100.00	\$ -	\$ 48.00	\$ 52.00
SD040		Frank Artiles	M3	\$ 209,669.00	\$ -	\$ -	\$ 708.71	
			REP	\$ 209,669.00	\$ -	\$ -	\$ 708.71	\$ 208,960.29
SD040		Dwight Bullard	M3	\$ 915.32	\$ -	\$ 20,400.00	\$ 4,608.26	
			DEM	\$ 69,433.64	\$ 250.00	\$ 20,400.00	\$ 49,639.42	\$ 20,044.22
SD040		Mario Jimenez	M3	\$ -	\$ -	\$ -	\$ 8.00	
			NPA	\$ 1,200.00	\$ 100.00	\$ -	\$ 85.40	\$ 1,214.60

M3 Report is March 1-31, 2016; Cumulative totals through March 31, 2016

# Candidate did not file finance report by deadline

\* Candidate filed after report deadline

# 2016 CAMPAIGN FINANCE REPORT

Public Relations

Office	Incumbent	Challenger	Party	Contributions	Loans	In-Kinds	Expenditures	Cash on Hand
HD001	Clay Ingram		M3	\$ -	\$ -	\$ -	\$ 5,078.73	
			REP	\$ 91,746.88	\$ -	\$ -	\$ 38,213.86	\$ 53,533.02
HD001		William Fetke	M3	\$ 1,000.00	\$ -	\$ -	\$ -	
			NPA	\$ 1,000.00	\$ -	\$ -	\$ -	\$ 1,000.00
HD002	Mike Hill		M3	\$ -	\$ -	\$ -	\$ 4,555.42	
			REP	\$ 55,637.81	\$ -	\$ 30.00	\$ 51,945.84	\$ 3,691.97
HD002		Raymond Clayton Guillory	M3	\$ 700.00	\$ -	\$ -	\$ 578.36	
			DEM	\$ 700.00	\$ -	\$ -	\$ 578.36	\$ 121.64
HD002		Frank Henry White	M3	\$ 61,970.00	\$ 50,000.00	\$ -	\$ -	
			REP	\$ 61,970.00	\$ 50,000.00	\$ -	\$ -	\$ 111,970.00
HD003	Doug Broxson		M3	\$ 57,050.00	\$ -	\$ -	\$ 5,160.80	
			REP	\$ 137,861.53	\$ -	\$ -	\$ 32,461.42	\$ 105,400.11
HD004		Laurie Bartlett	M3	\$ 675.00	\$ -	\$ -	\$ 573.35	
			REP	\$ 1,585.00	\$ 4,500.00	\$ -	\$ 5,385.76	\$ 699.24
HD004		Wayne Harris	M3	\$ 5,640.00	\$ -	\$ 500.00	\$ 1,974.75	
			REP	\$ 95,337.61	\$ 9,000.00	\$ 4,222.05	\$ 15,008.72	\$ 89,328.89
HD004		Armand Izzo	M3	\$ 2,450.00	\$ -	\$ -	\$ 29.00	
			REP	\$ 4,500.00	\$ -	\$ -	\$ 432.42	\$ 4,067.58
HD004		Mel Ponder	M3	\$ 7,070.00	\$ -	\$ 55.00	\$ 2,298.63	
			REP	\$ 68,410.00	\$ -	\$ 213.31	\$ 15,158.24	\$ 53,251.76
HD004		Jonathan Tallman	M3	\$ 4,795.00	\$ -	\$ 147.24	\$ 202.81	
			REP	\$ 31,405.00	\$ -	\$ 791.79	\$ 4,812.56	\$ 26,592.44
HD005	Brad Drake		M3	\$ 525.00	\$ -	\$ -	\$ 856.23	
			REP	\$ 144,195.00	\$ -	\$ 8,046.00	\$ 18,869.16	\$ 125,325.84
HD005		Bev Kilmer	M3	\$ -	\$ -	\$ -	\$ 2,638.13	
			REP	\$ 11,353.00	\$ 1,416.72	\$ 8,056.09	\$ 9,410.75	\$ 3,358.97
HD005		Jamey Westbrook	M3	\$ 200.00	\$ -	\$ -	\$ 6,195.30	
			NPA	\$ 1,300.00	\$ 25,000.00	\$ -	\$ 6,829.90	\$ 19,470.10
HD006	Jay Trumbull		M3	\$ -	\$ -	\$ -	\$ 75.43	
			REP	\$ 121,657.59	\$ -	\$ 66.22	\$ 27,362.31	\$ 94,295.28
HD006		Jerry Wyche #	M3					
			DEM					
HD007	Halsey Beshears		M3	\$ -	\$ -	\$ -	\$ 9,734.18	
			REP	\$ 102,200.00	\$ -	\$ 411.84	\$ 62,020.93	\$ 40,179.07
HD008		Ramon Alexander	M3	\$ 14,045.00	\$ -	\$ -	\$ 3,702.99	
			DEM	\$ 143,636.55	\$ -	\$ 4,022.69	\$ 14,598.65	\$ 129,037.90
HD008		Richard Allen Burns	M3	\$ -	\$ -	\$ -	\$ -	
			NPA	\$ -	\$ -	\$ -	\$ -	\$ -
HD008		Clarence Jackson	M3	\$ 375.00	\$ -	\$ -	\$ 2,498.49	
			DEM	\$ 23,866.74	\$ -	\$ 1,525.00	\$ 18,085.24	\$ 5,781.50
HD008		Brad "LBJ" Johnson	M3	\$ 3,906.00	\$ -	\$ 19.14	\$ 762.81	
			DEM	\$ 33,000.00	\$ -	\$ 2,180.65	\$ 5,861.60	\$ 27,138.40
HD008		Dianne Williams-Cox	M3	\$ 3,710.00	\$ -	\$ 1,193.00	\$ 5,548.82	
			DEM	\$ 24,938.00	\$ 6,000.00	\$ 2,860.00	\$ 24,135.42	\$ 6,802.58
HD009		Loranne Ausley	M3	\$ 21,900.00	\$ -	\$ -	\$ 248.10	
			DEM	\$ 227,093.78	\$ -	\$ 2,762.30	\$ 24,022.23	\$ 203,071.55
HD009		Arnitta Jane Grice-Walker	M3	\$ 50.00	\$ -	\$ -	\$ 234.12	
			DEM	\$ 988.25	\$ -	\$ 112.46	\$ 1,730.12	\$ (741.87)

# 2016 CAMPAIGN FINANCE REPORT

Public Relations

Office	Incumbent	Challenger	Party	Contributions	Loans	In-Kinds	Expenditures	Cash on Hand
HD009		Joshua Alexander Johnson	M3	\$ 289.65	\$ -	\$ -	\$ -	
			DEM	\$ 691.65	\$ -	\$ 112.16	\$ -	\$ 691.65
HD009		Jim Messer	M3	\$ 9,125.00	\$ -	\$ 10.00	\$ 265.92	
			REP	\$ 100,578.00	\$ -	\$ 1,304.59	\$ 15,014.97	\$ 85,563.03
HD010	Elizabeth Porter		M3	\$ -	\$ -	\$ -	\$ 6,972.53	
			REP	\$ 31,515.00	\$ -	\$ 31.45	\$ 16,470.57	\$ 15,044.43
HD010		Jerry Lawrence Bullard	M3	\$ 4,500.00	\$ -	\$ -	\$ 1,279.47	
			DEM	\$ 5,600.00	\$ 10,000.00	\$ -	\$ 1,444.38	\$ 14,155.62
HD010		Rick Schutte	M3	\$ -	\$ -	\$ -	\$ 97.22	
			DEM	\$ 500.00	\$ 10,000.00	\$ 472.86	\$ 270.97	\$ 10,229.03
HD011		David Wayne Bunk	M3	\$ -	\$ 180.00	\$ -	\$ 118.26	
			REP	\$ -	\$ 180.00	\$ -	\$ 118.26	\$ 61.74
HD011		Cord Byrd	M3	\$ 1,800.00	\$ -	\$ -	\$ 4,948.46	
			REP	\$ 38,955.00	\$ 5,000.00	\$ 2,308.87	\$ 18,581.26	\$ 25,373.74
HD011		Jack Daniels	M3	\$ -	\$ -	\$ -	\$ -	
			REP	\$ -	\$ 1,900.00	\$ -	\$ 1,877.41	\$ 22.59
HD011		Barry Holloway	M3	\$ -	\$ -	\$ -	\$ -	
			REP	\$ 10,825.00	\$ 10,000.00	\$ 500.00	\$ 7,147.61	\$ 13,677.39
HD011		Donnie Horner	M3	\$ 2,625.00	\$ -	\$ -	\$ 3,834.26	
			REP	\$ 104,150.00	\$ -	\$ 1,000.00	\$ 23,629.66	\$ 80,520.34
HD011		Tom Taylor	M3	\$ 3,300.00	\$ -	\$ -	\$ 6,321.00	
			REP	\$ 25,550.00	\$ -	\$ 777.00	\$ 13,498.20	\$ 12,051.80
HD011		Sheri Treadwell	M3	\$ 16,400.00	\$ -	\$ 470.70	\$ 1,450.12	
			REP	\$ 104,820.00	\$ 10,000.00	\$ 3,761.74	\$ 12,040.27	\$ 102,779.73
HD012		Mark Black	M3	\$ -	\$ -	\$ -	\$ -	
			REP	\$ -	\$ -	\$ -	\$ -	\$ -
HD012		Richard Clark	M3	\$ 9,500.00	\$ -	\$ -	\$ 850.00	
			REP	\$ 60,000.00	\$ -	\$ -	\$ 9,562.71	\$ 50,437.29
HD012		Terrance Edward Freeman	M3	\$ 14,345.06	\$ -	\$ -	\$ 3,979.60	
			REP	\$ 27,735.06	\$ -	\$ -	\$ 5,979.60	\$ 21,755.46
HD012		Mark MacLean	M3	\$ 10,027.00	\$ -	\$ -	\$ 7,329.98	
			REP	\$ 27,912.00	\$ 16,500.00	\$ -	\$ 13,048.09	\$ 31,363.91
HD012		Don Redman	M3	\$ 8,340.00	\$ -	\$ -	\$ 33.01	
			REP	\$ 22,965.00	\$ 500.00	\$ 1,305.39	\$ 4,180.34	\$ 19,284.66
HD012		Clay Yarborough	M3	\$ 7,652.33	\$ -	\$ -	\$ 468.49	
			REP	\$ 49,063.44	\$ -	\$ -	\$ 676.04	\$ 48,387.40
HD013	Reginald Fullwood #		M3					
			DEM					
HD014		Kimberly Daniels	M3	\$ 16,900.00	\$ -	\$ 2,000.00	\$ 1,669.47	
			DEM	\$ 16,900.00	\$ 100.00	\$ 2,000.00	\$ 1,669.47	\$ 15,330.53
HD014		Terry Fields	M3	\$ 2,650.00	\$ 1,500.00	\$ -	\$ 2,420.76	
			DEM	\$ 26,050.00	\$ 1,600.00	\$ -	\$ 4,739.01	\$ 22,910.99
HD014		Leslie Scott Jean-Bart	M3	\$ 19,650.00	\$ -	\$ 556.00	\$ 147.04	
			DEM	\$ 58,511.00	\$ 1,000.00	\$ 806.00	\$ 22,733.71	\$ 36,777.29
HD014		Gracie Bell McCastler	M3	\$ -	\$ 100.00	\$ -	\$ -	
			DEM	\$ -	\$ 100.00	\$ -	\$ -	\$ 100.00
HD014		Christian Marcus Whitfield	M3	\$ 200.00	\$ -	\$ -	\$ -	
			REP	\$ 1,105.00	\$ -	\$ -	\$ -	\$ 1,105.00

# 2016 CAMPAIGN FINANCE REPORT



Office	Incumbent	Challenger	Party	Contributions	Loans	In-Kinds	Expenditures	Cash on Hand
HD015	Jay Fant		M3	\$ -	\$ -	\$ -	\$ 3,500.00	
			REP	\$ 69,700.00	\$ -	\$ -	\$ 9,335.15	\$ 60,364.85
HD016	Jason Michael Fischer		M3	\$ 100.00	\$ -	\$ -	\$ 1,124.12	
			REP	\$ 137,080.00	\$ 100.00	\$ 2,540.49	\$ 11,367.07	\$ 125,812.93
HD016	Dick Kravitz		M3	\$ 4,475.00	\$ -	\$ -	\$ 1,748.05	
			REP	\$ 78,025.00	\$ -	\$ 754.00	\$ 7,912.34	\$ 70,112.66
HD016	Preston Hall Oughton		M3	\$ -	\$ -	\$ -	\$ -	
			DEM	\$ -	\$ -	\$ -	\$ -	\$ -
HD017	Cyndi Stevenson		M3	\$ 4.34	\$ -	\$ -	\$ 938.87	
			REP	\$ 65,683.28	\$ -	\$ 554.80	\$ 14,908.42	\$ 50,774.86
HD018	Travis Cummings		M3	\$ 500.00	\$ -	\$ -	\$ 1,981.10	
			REP	\$ 188,150.00	\$ -	\$ 1,210.69	\$ 53,052.98	\$ 135,097.02
HD018	Ken Willey #		M3					
			LPF					
HD019	Leslie Dougher		M3	\$ 7,802.43	\$ -	\$ -	\$ 463.50	
			REP	\$ 56,715.08	\$ -	\$ 1,797.03	\$ 22,843.95	\$ 33,871.13
HD019	Robert Bruce Payne		M3	\$ 2,650.00	\$ -	\$ 1,496.13	\$ 1,287.84	
			REP	\$ 65,225.00	\$ -	\$ 8,677.31	\$ 9,400.09	\$ 55,824.91
HD019	Hubert Joe Snodgrass		M3	\$ 395.00	\$ -	\$ 36.00	\$ 155.72	
			DEM	\$ 3,082.00	\$ 2,000.00	\$ 926.00	\$ 303.71	\$ 4,778.29
HD019	Katherine Van Zant		M3	\$ 7,707.34	\$ -	\$ -	\$ 1,375.66	
			REP	\$ 130,131.83	\$ -	\$ 788.12	\$ 32,752.27	\$ 97,379.56
HD020	Clovis Watson Jr.		M3	\$ -	\$ -	\$ -	\$ -	
			DEM	\$ 14,500.00	\$ 100.00	\$ -	\$ -	\$ 14,600.00
HD021	Charles Wesley Clemons Sr.		M3	\$ 29,780.00	\$ -	\$ 575.00	\$ 7,423.76	
			REP	\$ 65,775.00	\$ -	\$ 1,331.04	\$ 8,146.30	\$ 57,628.70
HD021	Wenda Lewis		M3	\$ 33,026.00	\$ -	\$ 394.21	\$ 20,088.30	
			REP	\$ 68,926.00	\$ 100,000.00	\$ 608.18	\$ 21,088.30	\$ 147,837.70
HD021	Timothy Manning Rogers		M3	\$ 1,950.00	\$ -	\$ -	\$ 35.95	
			REP	\$ 1,950.00	\$ -	\$ -	\$ 35.95	\$ 1,914.05
HD021	Marihelen Haddock Wheeler		M3	\$ 1,190.00	\$ -	\$ -	\$ -	
			DEM	\$ 1,190.00	\$ -	\$ -	\$ -	\$ 1,190.00
HD022	Charlie Stone		M3	\$ -	\$ -	\$ -	\$ 495.98	
			REP	\$ 37,007.99	\$ -	\$ -	\$ 4,455.44	\$ 32,552.55
HD023	Stanley McClain Jr.		M3	\$ 1,000.00	\$ -	\$ -	\$ 3,050.00	
			REP	\$ 61,800.00	\$ -	\$ -	\$ 10,905.03	\$ 50,894.97
HD023	Richard Perry		M3	\$ -	\$ -	\$ -	\$ 31.88	
			DEM	\$ 500.00	\$ -	\$ -	\$ 31.88	\$ 468.12
HD024	Paul Renner		M3	\$ 2,750.00	\$ -	\$ -	\$ 9,488.49	
			REP	\$ 121,875.00	\$ -	\$ 1,459.95	\$ 20,856.33	\$ 101,018.67
HD024	Thomas Morley		M3	\$ 1,449.00	\$ -	\$ 160.00	\$ 208.41	
			DEM	\$ 1,771.00	\$ 700.00	\$ 175.00	\$ 1,068.35	\$ 1,402.65
HD025	Noel Cheryl Bickford		M3	\$ -	\$ -	\$ -	\$ -	
			DEM	\$ -	\$ -	\$ -	\$ -	\$ -
HD025	Deborah Denys		M3	\$ 125.00	\$ -	\$ -	\$ 1,398.45	
			REP	\$ 23,355.00	\$ 275.00	\$ 698.00	\$ 2,515.95	\$ 21,114.05
HD025	Thomas James Leek		M3	\$ 25,959.99	\$ -	\$ 357.02	\$ 2,782.89	
			REP	\$ 80,059.99	\$ -	\$ 357.02	\$ 3,132.89	\$ 76,927.10

# 2016 CAMPAIGN FINANCE REPORT

Public Relations

Office	Incumbent	Challenger	Party	Contributions	Loans	In-Kinds	Expenditures	Cash on Hand
HD026		Michael Cantu	M3	\$ 425.00	\$ -	\$ -	\$ 216.48	
			REP	\$ 4,710.00	\$ -	\$ 540.05	\$ 2,702.39	\$ 2,007.61
HD026		Patrick Javan Henry	M3	\$ 8,250.00	\$ -	\$ -	\$ 4,283.11	
			DEM	\$ 23,425.00	\$ -	\$ -	\$ 9,317.86	\$ 14,107.14
HD026		Steven Miller	M3	\$ 125.00	\$ 5,000.00	\$ -	\$ 167.21	
			DEM	\$ 125.00	\$ 6,706.94	\$ 27.69	\$ 417.21	\$ 6,414.73
HD027		Zenaida Denizac	M3	\$ 1,900.00	\$ -	\$ 127.75	\$ 4,116.12	
			REP	\$ 5,950.00	\$ -	\$ 216.12	\$ 4,776.12	\$ 1,173.88
HD027		Randi Marie Doan	M3	\$ -	\$ -	\$ -	\$ -	
			NPA	\$ -	\$ -	\$ -	\$ -	\$ -
HD027		Donald Mair	M3	\$ -	\$ -	\$ -	\$ -	
			NPA	\$ -	\$ 900.00	\$ -	\$ -	\$ 900.00
HD027		William Richard McBride	M3	\$ 9,000.00	\$ 250,000.00	\$ -	\$ -	
			REP	\$ 9,000.00	\$ 250,000.00	\$ -	\$ -	\$ 259,000.00
HD028	Jason Brodeur		M3	\$ -	\$ -	\$ -	\$ 1,688.38	
			REP	\$ 175,585.00	\$ -	\$ 290.91	\$ 43,297.27	\$ 132,287.73
HD028		Julia Diane Coakley	M3	\$ -	\$ -	\$ -	\$ -	
			DEM	\$ -	\$ -	\$ -	\$ -	\$ -
HD028		W. Steven Edmonds Jr.	M3	\$ 100.00	\$ -	\$ -	\$ 72.88	
			NPA	\$ 2,461.00	\$ -	\$ 1,182.67	\$ 2,047.12	\$ 413.88
HD028		Franklin Perez	M3	\$ -	\$ -	\$ -	\$ -	
			LPF	\$ -	\$ 555.20	\$ 293.47	\$ -	\$ 555.20
HD029	Scott Plakon		M3	\$ -	\$ -	\$ -	\$ 530.00	
			REP	\$ 54,067.28	\$ -	\$ 227.32	\$ 9,412.12	\$ 44,655.16
HD029		Fred Marra	M3	\$ 100.00	\$ -	\$ -	\$ 1.17	
			DEM	\$ 100.00	\$ -	\$ -	\$ 1.17	\$ 98.83
HD030	Bob Cortes		M3	\$ 750.00	\$ -	\$ -	\$ 808.80	
			REP	\$ 112,109.36	\$ -	\$ 5,496.36	\$ 15,506.46	\$ 96,602.90
HD030		Ryan Neal Yadav	M3	\$ 250.00	\$ 10,000.00	\$ -	\$ 4.95	
			DEM	\$ 16,450.00	\$ 70,000.00	\$ 191.84	\$ 1,870.20	\$ 84,579.80
HD031	Jennifer Sullivan		M3	\$ -	\$ -	\$ -	\$ 5,034.81	
			REP	\$ 81,978.99	\$ -	\$ 1,016.81	\$ 47,894.91	\$ 34,084.08
HD032	Larry Metz		M3	\$ -	\$ -	\$ -	\$ -	
			REP	\$ 56,250.00	\$ -	\$ 262.91	\$ 1,829.04	\$ 54,420.96
HD032		Thomas Hayfield *	M3	\$ -	\$ -	\$ -	\$ -	
			REP	\$ -	\$ -	\$ -	\$ -	\$ -
HD033		Don Hahnfeldt	M3	\$ 25.00	\$ -	\$ -	\$ 2,000.00	
			REP	\$ 29,325.00	\$ -	\$ 1,000.00	\$ 15,383.69	\$ 13,941.31
HD034		Ralph Massullo Jr.	M3	\$ 1,300.00	\$ -	\$ -	\$ 1,230.00	
			REP	\$ 52,180.24	\$ 100,000.00	\$ 8,329.27	\$ 26,164.69	\$ 126,015.55
HD035	Blaise Ingoglia		M3	\$ -	\$ -	\$ -	\$ 1,724.59	
			REP	\$ 63,400.00	\$ -	\$ 64.73	\$ 13,731.01	\$ 49,668.99
HD035		Ramon Gutierrez	M3	\$ 200.00	\$ 160.00	\$ -	\$ 141.60	
			DEM	\$ 200.00	\$ 210.00	\$ -	\$ 141.60	\$ 268.40



# 2016 CAMPAIGN FINANCE REPORT



Office	Incumbent	Challenger	Party	Contributions	Loans	In-Kinds	Expenditures	Cash on Hand
HD036	Amanda Murphy		M3	\$ -	\$ -	\$ -	\$ 2,313.60	
			DEM	\$ 36,574.97	\$ -	\$ -	\$ 5,710.84	\$ 30,864.13
HD037	Richard Corcoran		M3	\$ 10,000.00	\$ -	\$ -	\$ 9,150.52	
			REP	\$ 290,995.00	\$ -	\$ 6,563.34	\$ 148,367.50	\$ 142,627.50
HD037		Ronson Hale Biedrzycki	M3	\$ 65.00	\$ -	\$ -	\$ -	
			REP	\$ 115.00	\$ -	\$ -	\$ -	\$ 115.00
HD038	Daniel Burgess Jr.		M3	\$ 250.00	\$ -	\$ -	\$ 2,990.00	
			REP	\$ 72,803.21	\$ -	\$ 36.22	\$ 37,280.74	\$ 35,522.47
HD039	Neil Combee		M3	\$ 0.74	\$ -	\$ -	\$ 8,896.22	
			REP	\$ 53,905.54	\$ -	\$ -	\$ 39,113.95	\$ 14,791.59
HD039		Victor Sims	M3	\$ 1,082.00	\$ 520.00	\$ 250.00	\$ 39.50	
			DEM	\$ 1,082.00	\$ 520.00	\$ 250.00	\$ 39.50	\$ 1,562.50
HD040	Colleen Burton		M3	\$ 2,500.00	\$ -	\$ 0.40	\$ 2,350.00	
			REP	\$ 119,250.00	\$ -	\$ 1,824.02	\$ 15,170.23	\$ 104,079.77
HD040		Shandale Terrell	M3	\$ 2,533.00	\$ -	\$ 115.00	\$ 46.50	
			DEM	\$ 8,311.40	\$ 121.00	\$ 815.37	\$ 219.88	\$ 8,212.52
HD041		Charles Davis Jr.	M3	\$ 2,100.00	\$ -	\$ 336.72	\$ 2,596.58	
			REP	\$ 37,970.00	\$ -	\$ 766.50	\$ 18,782.13	\$ 19,187.87
HD041		Robert Doyel	M3	\$ 13,250.00	\$ -	\$ 396.07	\$ 3,642.27	
			DEM	\$ 31,125.00	\$ 10,000.00	\$ 2,099.09	\$ 12,543.67	\$ 28,581.33
HD041		Nicolas Garcia	M3	\$ 275.00	\$ -	\$ 320.99	\$ 501.28	
			DEM	\$ 3,705.00	\$ -	\$ 1,245.99	\$ 1,326.58	\$ 2,378.42
HD041		Sam Killebrew	M3	\$ 950.00	\$ -	\$ 500.00	\$ 9,043.20	
			REP	\$ 67,650.00	\$ 51,000.00	\$ 12,610.98	\$ 18,352.41	\$ 100,297.59
HD041		Edwin Van Smith #	M3					
			REP					
HD042	Mike La Rosa		M3	\$ 1,600.00	\$ -	\$ -	\$ 2,551.25	
			REP	\$ 93,665.72	\$ -	\$ 3,830.00	\$ 27,472.91	\$ 66,192.81
HD042		Bienvenido John Valentin Jr.	M3	\$ 490.00	\$ 1,000.00	\$ -	\$ 2,712.26	
			DEM	\$ 2,100.00	\$ 3,500.00	\$ -	\$ 5,068.46	\$ 531.54
HD043	John Cortes		M3	\$ 875.00	\$ 125.00	\$ 251.16	\$ 2,525.35	
			DEM	\$ 21,385.00	\$ 125.00	\$ 251.16	\$ 13,083.34	\$ 8,426.66
HD043		Sara Katherine Shaw	M3	\$ -	\$ -	\$ -	\$ -	
			DEM	\$ 1,500.00	\$ -	\$ -	\$ 1,468.81	\$ 31.19
HD044	Eric Eisnaugle		M3	\$ -	\$ -	\$ -	\$ 1,160.00	
			REP	\$ 94,641.59	\$ -	\$ 406.23	\$ 9,195.66	\$ 85,445.93
HD044		David Michael Trotter	M3	\$ -	\$ -	\$ -	\$ -	
			DEM	\$ -	\$ 100.00	\$ -	\$ -	\$ 100.00
HD045		Kamia Latasha Brown #	M3					
			DEM					
HD045		Kelvin Larance Cobaris	M3	\$ 2,745.00	\$ -	\$ -	\$ 654.27	
			DEM	\$ 4,865.00	\$ 50.00	\$ -	\$ 2,390.61	\$ 2,524.39

# 2016 CAMPAIGN FINANCE REPORT

Public Relations

Office	Incumbent	Challenger	Party	Contributions	Loans	In-Kinds	Expenditures	Cash on Hand
HD045		Gregory Allen Jackson	M3	\$ 995.00	\$ -	\$ 250.00	\$ 1,260.00	
			DEM	\$ 8,330.00	\$ -	\$ 250.00	\$ 4,208.00	\$ 4,122.00
HD045		Peter Pham	M3	\$ 500.00	\$ -	\$ -	\$ 427.47	
			NPA	\$ 500.00	\$ -	\$ -	\$ 427.47	\$ 72.53
HD046	Bruce Antone		M3	\$ -	\$ -	\$ -	\$ 657.54	
			DEM	\$ 6,000.00	\$ -	\$ -	\$ 657.54	\$ 5,342.46
HD046		Sheena Meade #	M3					
			DEM					
HD047	Mike Miller		M3	\$ 4,600.00	\$ -	\$ -	\$ 2,810.14	
			REP	\$ 114,235.00	\$ -	\$ 14.00	\$ 14,167.88	\$ 100,067.12
HD047		Clinton Eugene Curtis	M3	\$ 1,375.00	\$ -	\$ -	\$ 895.72	
			DEM	\$ 3,525.00	\$ 100.00	\$ -	\$ 968.72	\$ 2,656.28
HD047		Henry Lim	M3	\$ 90.00	\$ -	\$ -	\$ 1,207.41	
			DEM	\$ 25,531.00	\$ -	\$ -	\$ 12,381.60	\$ 13,149.40
HD047		Elizabeth Ann Tuura	M3	\$ 10,160.00	\$ -	\$ 3,363.85	\$ 3,010.00	
			DEM	\$ 35,948.00	\$ -	\$ 3,363.85	\$ 4,196.44	\$ 31,751.56
HD048		Alex Barrio	M3	\$ 12,104.00	\$ -	\$ 50.00	\$ 1,838.52	
			DEM	\$ 12,104.00	\$ -	\$ 50.00	\$ 1,838.52	\$ 10,265.48
HD048		Augustin "Gus" Martinez	M3	\$ 1,020.00	\$ -	\$ -	\$ -	
			NPA	\$ 1,020.00	\$ -	\$ -	\$ -	\$ 1,020.00
HD048		Amy Mercado	M3	\$ 5,658.00	\$ -	\$ -	\$ 3,470.30	
			DEM	\$ 9,433.00	\$ 3,500.00	\$ -	\$ 4,220.84	\$ 8,712.16
HD049		Amber Lynn Mariano	M3	\$ 5,650.00	\$ -	\$ 188.89	\$ -	
			REP	\$ 5,650.00	\$ -	\$ 188.89	\$ -	\$ 5,650.00
HD049		Carlos Guillermo Smith	M3	\$ 4,740.00	\$ -	\$ -	\$ 922.58	
			DEM	\$ 79,275.65	\$ -	\$ 2,633.21	\$ 10,719.36	\$ 68,556.29
HD050		Sean Graham Ashby	M3	\$ 1,625.00	\$ -	\$ -	\$ 2,105.69	
			REP	\$ 8,662.00	\$ -	\$ 500.00	\$ 6,904.11	\$ 1,757.89
HD050		George Joseph Collins	M3	\$ 558.00	\$ -	\$ 846.50	\$ 1,168.06	
			REP	\$ 3,673.70	\$ 22,560.00	\$ 1,744.91	\$ 4,795.50	\$ 21,438.20
HD050		Tiffany Shavonne Dziekan	M3	\$ -	\$ -	\$ -	\$ -	
			NPA	\$ -	\$ -	\$ -	\$ -	\$ -
HD050		Chadwick Steven Hardee	M3	\$ 230.00	\$ 1,000.00	\$ -	\$ 585.85	
			REP	\$ 1,055.00	\$ 1,000.00	\$ 312.72	\$ 906.00	\$ 1,149.00
HD050		Rene "Coach P" Plasencia	M3	\$ -	\$ -	\$ -	\$ 4,231.19	
			REP	\$ 123,326.01	\$ -	\$ 1,051.33	\$ 55,550.34	\$ 67,775.67
HD051		Michael Cavis Blake	M3	\$ -	\$ -	\$ -	\$ 140.65	
			DEM	\$ 100.00	\$ 1,500.00	\$ -	\$ 140.65	\$ 1,459.35
HD051		Tom Goodson	M3	\$ -	\$ -	\$ -	\$ 4,775.00	
			REP	\$ 145,464.41	\$ -	\$ 1,286.94	\$ 42,270.65	\$ 103,193.76
HD051		Tim Tumulty	M3	\$ 750.00	\$ -	\$ -	\$ 343.00	
			REP	\$ 13,185.00	\$ 2,000.00	\$ 2,479.17	\$ 12,981.86	\$ 2,203.14
HD052		Thad Altman	M3	\$ -	\$ -	\$ -	\$ -	
			REP	\$ 10,000.00	\$ 200.00	\$ -	\$ 175.00	\$ 10,025.00
HD052		Brian Hodgers	M3	\$ 5,100.00	\$ -	\$ -	\$ 2,023.96	
			REP	\$ 319,695.00	\$ 40,000.00	\$ 2,148.48	\$ 16,630.09	\$ 343,064.91
HD052		Monique Irene Miller	M3	\$ 200.00	\$ -	\$ -	\$ 149.00	
			REP	\$ 26,420.00	\$ 2,500.00	\$ 586.73	\$ 1,059.98	\$ 27,860.02

# 2016 CAMPAIGN FINANCE REPORT

Public Relations

Office	Incumbent	Challenger	Party	Contributions		Loans	In-Kinds	Expenditures	Cash on Hand
HD052		Robert Francis VanVolkenburgh	M3	\$ -	\$ -	\$ -	\$ 234.65	\$ 2,959.00	
			REP	\$ 1,240.00	\$ 16,200.00	\$ 4,007.52	\$ 13,245.33	\$ 4,194.67	
HD053		Randall Adam Fine	M3	\$ 0.38	\$ -	\$ -	\$ -	\$ 626.63	
			REP	\$ 74,341.69	\$ 115,000.00	\$ 2,057.06	\$ 16,272.98	\$ 173,068.71	
HD053		David Anthony Kearns	M3	\$ 85.00	\$ 5,000.00	\$ -	\$ -	\$ 104.46	
			DEM	\$ 1,705.00	\$ 5,000.00	\$ -	\$ 1,216.73	\$ 5,488.27	
HD054		Dale Mark Glading	M3	\$ (133.00)	\$ -	\$ -	\$ -	\$ 4,186.48	
			REP	\$ 30,709.98	\$ -	\$ 916.72	\$ 17,037.44	\$ 13,672.54	
HD054		Erin Grall	M3	\$ 12,125.00	\$ -	\$ -	\$ 607.42	\$ 2,718.76	
			REP	\$ 149,685.00	\$ 15,000.00	\$ 10,068.33	\$ 17,889.26	\$ 146,795.74	
HD054		Gregory Mackay	M3	\$ -	\$ 10,000.00	\$ -	\$ -	\$ -	
			REP	\$ -	\$ 10,000.00	\$ -	\$ -	\$ 10,000.00	
HD054		Lange Sykes	M3	\$ 5,285.00	\$ -	\$ -	\$ -	\$ 2,266.40	
			REP	\$ 164,056.16	\$ 12,000.00	\$ 11,717.53	\$ 21,098.30	\$ 154,957.86	
HD055	Cary Pigman		M3	\$ -	\$ -	\$ -	\$ -	\$ 11,109.95	
			REP	\$ 90,973.71	\$ -	\$ 291.00	\$ 55,357.53	\$ 35,616.18	
HD055		Devin Maxwell	M3	\$ -	\$ -	\$ -	\$ -	\$ -	
			REP	\$ -	\$ -	\$ -	\$ -	\$ -	
HD055		Tony Munnings Sr.	M3	\$ 200.00	\$ -	\$ -	\$ -	\$ -	
			DEM	\$ 250.00	\$ -	\$ -	\$ -	\$ 250.00	
HD056	Ben Albritton		M3	\$ -	\$ -	\$ -	\$ -	\$ 1,372.50	
			REP	\$ 66,800.00	\$ -	\$ -	\$ 5,434.74	\$ 61,365.26	
HD056		David Charles Poulin	M3	\$ -	\$ 1,200.00	\$ 246.62	\$ 310.06	\$ -	
			DEM	\$ -	\$ 1,200.00	\$ 246.62	\$ 310.06	\$ 889.94	
HD057	Jake Raburn		M3	\$ 10.00	\$ -	\$ -	\$ -	\$ 589.85	
			REP	\$ 86,910.00	\$ -	\$ 83.76	\$ 27,110.89	\$ 59,799.11	
HD058	Daniel Raulerson		M3	\$ -	\$ -	\$ -	\$ -	\$ 3,600.00	
			REP	\$ 52,020.00	\$ -	\$ 5,764.85	\$ 17,908.31	\$ 34,111.69	
HD058		Jose Vazquez Figueroa	M3	\$ -	\$ -	\$ -	\$ -	\$ -	
			DEM	\$ -	\$ -	\$ -	\$ -	\$ -	
HD059	Ross Spano		M3	\$ -	\$ -	\$ -	\$ -	\$ 5,110.58	
			REP	\$ 81,044.53	\$ -	\$ 4,813.33	\$ 26,695.33	\$ 54,349.20	
HD059		Golnaz Sahebzamani	M3	\$ 1,500.00	\$ -	\$ 103.92	\$ 573.24	\$ -	
			DEM	\$ 24,093.00	\$ -	\$ 793.55	\$ 3,590.71	\$ 20,502.29	
HD059		Rena Jade Upshaw-Frazier	M3	\$ 13,070.00	\$ -	\$ 3,564.09	\$ 661.96	\$ -	
			DEM	\$ 73,306.00	\$ -	\$ 7,183.08	\$ 3,800.66	\$ 69,505.34	
HD060		John F. Lingelbach *	M3						
			NPA						
HD060		David Benjamin Singer *	M3						
			DEM						
HD060		Rebecca Smith	M3	\$ 81,703.10	\$ -	\$ -	\$ 1,228.81	\$ -	
			REP	\$ 81,703.10	\$ -	\$ -	\$ 1,228.81	\$ 80,474.29	
HD060		Jackeline Toledo	M3	\$ 10,402.00	\$ 25,000.00	\$ 452.00	\$ 5,688.68	\$ -	
			REP	\$ 50,012.00	\$ 25,000.00	\$ 452.00	\$ 10,409.05	\$ 64,602.95	
HD061		Dianne Hart	M3	\$ 2,386.32	\$ 1,500.00	\$ -	\$ -	\$ 28.99	
			DEM	\$ 2,386.32	\$ 1,500.00	\$ -	\$ -	\$ 3,857.33	
HD061		Sean Michael Shaw	M3	\$ 21,493.00	\$ -	\$ -	\$ -	\$ 215.15	
			DEM	\$ 21,493.00	\$ -	\$ -	\$ -	\$ 21,277.85	

# 2016 CAMPAIGN FINANCE REPORT

Public Relations

Office	Incumbent	Challenger	Party	Contributions	Loans	In-Kinds	Expenditures	Cash on Hand
HD062	Janet Cruz Rifkin		M3	\$ -	\$ -	\$ -	\$ 2,485.99	
			DEM	\$ 61,610.00	\$ -	\$ -	\$ 31,586.79	\$ 30,023.21
HD063	Shawn Harrison		M3	\$ 4,500.00	\$ -	\$ -	\$ 524.80	
			REP	\$ 113,535.00	\$ -	\$ 4,673.40	\$ 21,645.11	\$ 91,889.89
HD063	Lisa Montelione		M3	\$ 14,150.00	\$ -	\$ 3,638.83	\$ 979.94	
			DEM	\$ 46,128.16	\$ -	\$ 6,890.71	\$ 3,898.24	\$ 42,229.92
HD063	Mike Reedy		M3	\$ 2,110.48	\$ -	\$ -	\$ 1,139.85	
			DEM	\$ 24,100.08	\$ 1,000.00	\$ 1,700.00	\$ 9,218.38	\$ 15,881.70
HD064	James Grant		M3	\$ -	\$ -	\$ -	\$ -	
			REP	\$ 79,550.00	\$ -	\$ 203.51	\$ 4,235.92	\$ 75,314.08
HD065	Chris Sprowls		M3	\$ 500.00	\$ -	\$ -	\$ 3,475.07	
			REP	\$ 114,550.00	\$ -	\$ 13,060.22	\$ 18,868.18	\$ 95,681.82
HD066	Larry Ahern		M3	\$ 900.00	\$ -	\$ -	\$ 1,468.21	
			REP	\$ 77,180.00	\$ -	\$ 4,403.00	\$ 26,214.20	\$ 50,965.80
HD066	Lorena Grizzle		M3	\$ 235.00	\$ -	\$ -	\$ 317.24	
			DEM	\$ 841.00	\$ 200.00	\$ -	\$ 632.62	\$ 408.38
HD067	Chris Latvala		M3	\$ 2,100.00	\$ -	\$ -	\$ 2,037.00	
			REP	\$ 104,595.81	\$ -	\$ 4,905.52	\$ 48,096.75	\$ 56,499.06
HD067	David Saul Vogel		M3	\$ -	\$ -	\$ -	\$ -	
			DEM	\$ -	\$ -	\$ -	\$ -	\$ -
HD068	Dwight Dudley		M3	\$ -	\$ -	\$ 1,000.00	\$ 200.00	
			DEM	\$ 36,212.90	\$ -	\$ 1,000.00	\$ 1,360.00	\$ 34,852.90
HD069	Kathleen Peters		M3	\$ 11,350.00	\$ -	\$ -	\$ 250.00	
			REP	\$ 129,890.00	\$ -	\$ 4,606.46	\$ 23,892.22	\$ 105,997.78
HD069	Jennifer Webb *		M3	\$ -	\$ -	\$ -	\$ -	
			DEM	\$ -	\$ -	\$ -	\$ -	\$ -
HD070	Dan Fiorini		M3	\$ 3,310.00	\$ 2,000.00	\$ 579.65	\$ 2,590.36	
			DEM	\$ 7,175.00	\$ 2,501.00	\$ 1,136.72	\$ 5,418.31	\$ 4,257.69
HD070	Cori Steven Fournier		M3	\$ -	\$ -	\$ -	\$ -	
			REP	\$ -	\$ -	\$ -	\$ -	\$ -
HD070	Wengay Newton Sr.		M3	\$ 1,277.00	\$ -	\$ -	\$ 503.17	
			DEM	\$ 18,639.00	\$ -	\$ -	\$ 11,955.46	\$ 6,683.54
HD071	Jim Boyd		M3	\$ -	\$ -	\$ -	\$ 12,350.00	
			REP	\$ 166,650.00	\$ -	\$ 900.00	\$ 81,269.37	\$ 85,380.63
HD072	Sara Kathleen Blackwell		M3	\$ -	\$ -	\$ -	\$ -	
			REP	\$ -	\$ -	\$ -	\$ -	\$ -
HD072	Edward Elliot James III		M3	\$ 7,536.16	\$ -	\$ -	\$ 6,272.31	
			DEM	\$ 84,108.16	\$ -	\$ 1,843.10	\$ 29,494.87	\$ 54,613.29
HD072	Alexandra Cynthia Miller		M3	\$ 4,000.00	\$ 50,000.00	\$ -	\$ 137.70	
			REP	\$ 4,000.00	\$ 50,000.00	\$ -	\$ 137.70	\$ 53,862.30
HD073	James Golden		M3	\$ -	\$ -	\$ -	\$ -	
			DEM	\$ 100.00	\$ -	\$ -	\$ 92.87	\$ 7.13
HD073	Joe Gruters		M3	\$ 12,400.00	\$ -	\$ -	\$ 6,124.17	
			REP	\$ 119,539.00	\$ -	\$ 1,250.00	\$ 26,096.66	\$ 93,442.34
HD073	Steve Vernon		M3	\$ 2,230.00	\$ 32,000.00	\$ -	\$ 7,576.74	
			REP	\$ 9,675.00	\$ 42,000.00	\$ 78.79	\$ 21,453.93	\$ 30,221.07
HD074	Julio Gonzalez		M3	\$ -	\$ -	\$ -	\$ 3,100.00	
			REP	\$ 52,470.00	\$ -	\$ 316.22	\$ 20,974.17	\$ 31,495.83

# 2016 CAMPAIGN FINANCE REPORT

Public Relations

Office	Incumbent	Challenger	Party	Contributions	Loans	In-Kinds	Expenditures	Cash on Hand
HD074		Manuel Gerald Lopez Jr.	M3	\$ 650.00	\$ -	\$ -	\$ 522.01	
			DEM	\$ 910.00	\$ 200.00	\$ -	\$ 647.70	\$ 462.30
HD075		Michael Grant	M3	\$ 2,250.00	\$ -	\$ -	\$ 1,350.00	
			REP	\$ 31,605.00	\$ 55,448.60	\$ 426.88	\$ 12,409.26	\$ 74,644.34
HD076	Ray Rodrigues		M3	\$ -	\$ -	\$ -	\$ 6,612.33	
			REP	\$ 85,950.00	\$ -	\$ 30.00	\$ 47,475.48	\$ 38,474.52
HD077	Dane Eagle		M3	\$ -	\$ -	\$ -	\$ 6,502.44	
			REP	\$ 75,886.98	\$ -	\$ 238.33	\$ 67,512.12	\$ 8,374.86
HD078	Heather Fitzenhagen		M3	\$ 6,300.00	\$ -	\$ -	\$ 7,807.75	
			REP	\$ 123,300.00	\$ -	\$ 193.00	\$ 93,865.93	\$ 29,434.07
HD079	Matt Caldwell		M3	\$ 1,000.00	\$ -	\$ -	\$ 11,046.26	
			REP	\$ 178,280.00	\$ -	\$ 203.00	\$ 96,519.04	\$ 81,760.96
HD080	Joseph Asher Davidow		M3	\$ 1,500.00	\$ -	\$ -	\$ 2,681.90	
			REP	\$ 29,604.00	\$ -	\$ 417.74	\$ 8,600.16	\$ 21,003.84
HD080	Byron Donalds		M3	\$ 3,100.00	\$ -	\$ -	\$ 1,299.94	
			REP	\$ 93,118.00	\$ -	\$ 62.35	\$ 17,419.93	\$ 75,698.07
HD081	Kevin Rader		M3	\$ 500.00	\$ -	\$ -	\$ 77.69	
			DEM	\$ 61,691.77	\$ -	\$ -	\$ 28,338.57	\$ 33,353.20
HD082	MaryLynn Magar		M3	\$ 11,825.00	\$ -	\$ -	\$ 3,271.41	
			REP	\$ 81,404.15	\$ -	\$ 57.51	\$ 14,277.87	\$ 67,126.28
HD082	Mary Higgins		M3	\$ 1,105.00	\$ -	\$ 507.50	\$ 315.06	
			DEM	\$ 15,872.94	\$ -	\$ 2,520.95	\$ 13,789.35	\$ 2,083.59
HD083	Gayle Harrell		M3	\$ 1,550.00	\$ -	\$ -	\$ 1,004.41	
			REP	\$ 92,671.10	\$ -	\$ -	\$ 9,602.71	\$ 83,068.39
HD083	Crystal Mills Lucas		M3	\$ 3,065.00	\$ -	\$ 45.00	\$ 389.79	
			DEM	\$ 26,649.37	\$ -	\$ 1,195.00	\$ 11,626.71	\$ 15,022.66
HD084	Larry Lee Jr.		M3	\$ -	\$ -	\$ -	\$ -	
			DEM	\$ 29,700.01	\$ 50.00	\$ -	\$ -	\$ 29,750.01
HD085	Patrick Rooney Jr.		M3	\$ -	\$ -	\$ -	\$ -	
			REP	\$ 38,250.00	\$ -	\$ -	\$ 8,242.87	\$ 30,007.13
HD085	Gerald "Jay" Sherman Rideout III		M3	\$ -	\$ -	\$ -	\$ -	
			DEM	\$ -	\$ -	\$ -	\$ -	\$ -
HD086	Laurel Bennett		M3	\$ -	\$ -	\$ -	\$ 200.00	
			REP	\$ 1,300.00	\$ 50.00	\$ -	\$ 200.00	\$ 1,150.00
HD086	Stuart Wade Mears		M3	\$ -	\$ -	\$ -	\$ -	
			REP	\$ -	\$ -	\$ -	\$ -	\$ -
HD086	Tinu Pena		M3	\$ 2,140.00	\$ -	\$ -	\$ 357.33	
			DEM	\$ 9,813.05	\$ 7,000.00	\$ 2,194.40	\$ 4,630.58	\$ 12,182.47
HD086	Matt Willhite		M3	\$ 3,800.00	\$ -	\$ -	\$ 6,476.20	
			DEM	\$ 75,497.15	\$ 500.00	\$ 606.84	\$ 24,841.73	\$ 51,155.42
HD087	David Kerner		M3	\$ 2,500.00	\$ -	\$ -	\$ 36.50	
			DEM	\$ 16,443.00	\$ -	\$ -	\$ 5,476.61	\$ 10,966.39
HD087	Darren James Ayoub		M3	\$ 1,200.00	\$ -	\$ 2,000.00	\$ -	
			DEM	\$ 1,200.00	\$ -	\$ 2,000.00	\$ -	\$ 1,200.00
HD087	Virginia Savietto		M3	\$ 495.00	\$ -	\$ -	\$ 514.68	
			DEM	\$ 4,010.00	\$ 600.00	\$ 469.83	\$ 3,127.66	\$ 1,482.34
HD087	David Ryan Silvers		M3	\$ 8,350.00	\$ -	\$ -	\$ 19,446.84	
			DEM	\$ 38,226.00	\$ 100,000.00	\$ 499.18	\$ 93,074.84	\$ 45,151.16

# 2016 CAMPAIGN FINANCE REPORT

Public Relations

Office	Incumbent	Challenger	Party	Contributions	Loans	In-Kinds	Expenditures	Cash on Hand
HD088		Al Jacquet	M3	\$ 10,075.00	\$ -	\$ -	\$ -	
			DEM	\$ 40,225.00	\$ -	\$ -	\$ -	\$ 40,225.00
HD089	Bill Hager		M3	\$ 600.00	\$ -	\$ -	\$ 300.00	
			REP	\$ 92,751.00	\$ 100.00	\$ 2,025.00	\$ 20,650.10	\$ 72,200.90
HD089		Nichole Sue Cyr	M3	\$ -	\$ -	\$ -	\$ -	
			DEM	\$ -	\$ -	\$ 226.20	\$ -	\$ -
HD090	Lori Berman		M3	\$ 500.00	\$ -	\$ -	\$ -	
			DEM	\$ 61,750.00	\$ -	\$ -	\$ 7,718.00	\$ 54,032.00
HD091	Irving Slosberg		M3	\$ 1,000.00	\$ -	\$ -	\$ 800.00	
			DEM	\$ 73,991.00	\$ -	\$ 1,500.00	\$ 12,006.22	\$ 61,984.78
HD091		Ryan Lee Fleming #	M3					
			REP					
HD092		Paulette Armstead	M3	\$ 1,496.00	\$ -	\$ -	\$ 3,149.64	
			DEM	\$ 13,232.00	\$ 25,000.00	\$ 1,000.00	\$ 21,107.84	\$ 17,124.16
HD092		Patricia Hawkins-Williams	M3	\$ 1,575.00	\$ -	\$ -	\$ 236.42	
			DEM	\$ 10,025.00	\$ 5,000.00	\$ -	\$ 1,704.49	\$ 13,320.51
HD092		Raymond Lamar Hicks	M3	\$ 900.00	\$ -	\$ -	\$ 286.21	
			DEM	\$ 2,020.00	\$ -	\$ -	\$ 1,253.72	\$ 766.28
HD092		Sajan Kurian	M3	\$ 2,025.00	\$ 1,500.00	\$ -	\$ 1,362.20	
			DEM	\$ 20,992.00	\$ 14,969.66	\$ -	\$ 13,566.68	\$ 22,394.98
HD092		Whitney Prescott Rawls	M3	\$ -	\$ -	\$ -	\$ 1,702.00	
			DEM	\$ 24,241.00	\$ -	\$ 1,326.11	\$ 8,942.12	\$ 15,298.88
HD093	George Moraitis Jr.		M3	\$ 135.00	\$ -	\$ -	\$ 2,095.72	
			REP	\$ 89,648.57	\$ -	\$ 600.00	\$ 22,730.92	\$ 66,917.65
HD093		Kenneth Eddie Keechl *	M3					
			DEM					
HD093		Douglas Oberman	M3	\$ 540.00	\$ -	\$ 1.77	\$ 62.76	
			DEM	\$ 670.00	\$ -	\$ 7.67	\$ 86.34	\$ 583.66
HD094	Bobby DuBose		M3	\$ -	\$ -	\$ -	\$ 5,717.36	
			DEM	\$ 61,650.00	\$ -	\$ 234.50	\$ 34,271.35	\$ 27,378.65
HD095		Patrick Jabouin Sr.	M3	\$ 1,046.00	\$ -	\$ 540.00	\$ 155.10	
			DEM	\$ 7,576.80	\$ 200.00	\$ 1,390.00	\$ 1,279.33	\$ 6,497.47
HD095		Robert Lee Lynch	M3	\$ -	\$ 1,000.00	\$ -	\$ 480.20	
			DEM	\$ -	\$ 7,150.00	\$ -	\$ 3,218.76	\$ 3,931.24
HD095		Anika Tene Omphroy	M3	\$ 500.00	\$ -	\$ -	\$ -	
			DEM	\$ 550.00	\$ -	\$ -	\$ 12.18	\$ 537.82
HD095		Barrington Anthony Russell	M3	\$ 3,500.00	\$ -	\$ -	\$ 61.75	
			DEM	\$ 9,950.00	\$ -	\$ 102.00	\$ 61.75	\$ 9,888.25
HD095		Roxanne Valies	M3	\$ 343.00	\$ -	\$ -	\$ 716.96	
			DEM	\$ 7,213.00	\$ 300.00	\$ 185.04	\$ 4,378.81	\$ 3,134.19
HD096	Kristin Jacobs		M3	\$ -	\$ -	\$ -	\$ -	
			DEM	\$ 13,500.00	\$ -	\$ -	\$ 505.39	\$ 12,994.61
HD097	Jared Moskowitz		M3	\$ -	\$ -	\$ -	\$ -	
			DEM	\$ 63,250.24	\$ -	\$ -	\$ -	\$ 63,250.24
HD098	Katie Edwards		M3	\$ -	\$ -	\$ -	\$ 6,935.90	
			DEM	\$ 120,747.00	\$ -	\$ 146.10	\$ 60,651.08	\$ 60,095.92
HD099	Evan Jenne		M3	\$ -	\$ -	\$ -	\$ 3,000.00	
			DEM	\$ 69,200.00	\$ -	\$ -	\$ 4,657.98	\$ 64,542.02

# 2016 CAMPAIGN FINANCE REPORT

Public Relations

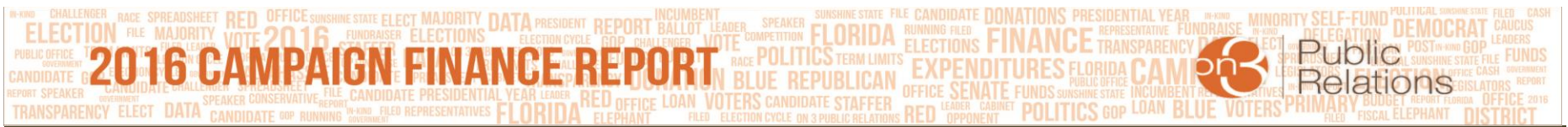
Office	Incumbent	Challenger	Party	Contributions	Loans	In-Kinds	Expenditures	Cash on Hand
HD100	Joe Geller		M3	\$ -	\$ -	\$ -	\$ 1,000.00	
			DEM	\$ 25,500.00	\$ -	\$ -	\$ 3,278.00	\$ 22,222.00
HD101	Shevrin Jones		M3	\$ -	\$ -	\$ -	\$ 1,933.08	
			DEM	\$ 34,750.00	\$ -	\$ -	\$ 4,134.83	\$ 30,615.17
HD102	Sharon Pritchett		M3	\$ -	\$ -	\$ -	\$ -	
			DEM	\$ 7,671.00	\$ 50.00	\$ -	\$ 2,219.00	\$ 5,502.00
HD103	Manny Diaz Jr.		M3	\$ 37,450.00	\$ -	\$ -	\$ 9,147.06	
			REP	\$ 199,200.00	\$ -	\$ 4,524.71	\$ 45,508.63	\$ 153,691.37
HD103	Ivette Gonzalez Petkovich		M3	\$ 9,680.00	\$ -	\$ -	\$ 1,877.04	
			DEM	\$ 35,266.00	\$ -	\$ 1,000.00	\$ 6,096.23	\$ 29,169.77
HD104	Richard Stark		M3	\$ -	\$ -	\$ -	\$ 20.00	
			DEM	\$ 63,034.07	\$ -	\$ 375.00	\$ 2,240.61	\$ 60,793.46
HD105	Carlos Trujillo		M3	\$ 7,000.00	\$ -	\$ -	\$ 6,552.80	
			REP	\$ 119,312.04	\$ -	\$ 4,430.00	\$ 37,399.01	\$ 81,913.03
HD105	Victor Dotres		M3	\$ -	\$ -	\$ -	\$ -	
			REP	\$ -	\$ -	\$ -	\$ -	\$ -
HD106	Georgia Hiller #		M3					
			REP					
HD106	Lavigne Ann Kirkpatrick		M3	\$ 4,800.00	\$ -	\$ 533.72	\$ 887.63	
			REP	\$ 5,800.00	\$ -	\$ 533.72	\$ 887.63	\$ 4,912.37
HD106	Robert G. Rommel		M3	\$ 8,540.00	\$ -	\$ 255.00	\$ 1,216.30	
			REP	\$ 57,211.00	\$ 20,000.00	\$ 2,197.27	\$ 12,117.40	\$ 65,093.60
HD106	Brandon Smith		M3	\$ -	\$ -	\$ -	\$ -	
			NPA	\$ 14.99	\$ -	\$ -	\$ 14.99	\$ -
HD107	Barbara Watson		M3	\$ -	\$ -	\$ -	\$ -	
			DEM	\$ 24,180.00	\$ 50.00	\$ -	\$ 6,144.01	\$ 18,085.99
HD107	Mary Estime-Irvin		M3	\$ 1,640.00	\$ -	\$ -	\$ -	
			DEM	\$ 12,155.00	\$ -	\$ -	\$ 6,732.15	\$ 5,422.85
HD108	Taj Collie-Echoles		M3	\$ -	\$ -	\$ -	\$ -	
			DEM	\$ -	\$ -	\$ -	\$ -	\$ -
HD108	Fayola Delica		M3	\$ 1,107.00	\$ -	\$ -	\$ 506.16	
			DEM	\$ 1,597.00	\$ -	\$ 1,177.85	\$ 834.49	\$ 762.51
HD108	Moise Duge #		M3					
			DEM					
HD108	Roy Hardemon #		M3					
			DEM					
HD108	Francesca Menes		M3	\$ 4,223.16	\$ -	\$ 300.00	\$ 482.40	
			DEM	\$ 4,223.16	\$ 100.00	\$ 300.00	\$ 482.40	\$ 3,840.76
HD108	Hemant "Henry" Patel		M3	\$ -	\$ -	\$ -	\$ -	
			DEM	\$ -	\$ -	\$ -	\$ -	\$ -
HD108	Nadia Pierre *		M3					
			DEM					
HD108	Marie Erlande Steril		M3	\$ 8,610.00	\$ -	\$ -	\$ 1,334.41	
			DEM	\$ 14,610.00	\$ -	\$ -	\$ 1,885.41	\$ 12,724.59
HD109	Cynthia Stafford		M3	\$ -	\$ -	\$ -	\$ -	
			DEM	\$ 15,000.00	\$ 100.00	\$ -	\$ 1,113.00	\$ 13,987.00
HD110	Jose Oliva		M3	\$ 500.00	\$ -	\$ -	\$ 6,978.93	
			REP	\$ 208,670.09	\$ -	\$ 30.00	\$ 48,722.46	\$ 159,947.63

# 2016 CAMPAIGN FINANCE REPORT



Office	Incumbent	Challenger	Party	Contributions	Loans	In-Kinds	Expenditures	Cash on Hand
HD111	Bryan Avila		M3	\$ -	\$ -	\$ -	\$ 2,927.36	
			REP	\$ 79,294.98	\$ -	\$ 82.94	\$ 37,646.96	\$ 41,648.02
HD112		Michael William Davey	M3	\$ 22,600.00	\$ -	\$ 888.10	\$ 716.17	
			REP	\$ 22,600.00	\$ -	\$ 975.60	\$ 716.17	\$ 21,883.83
HD112		Antonio Javier Diaz #	M3					
			DEM					
HD112		Nicholas Xavier Duran *	M3					
			DEM					
HD112		Waldo Faura Jr.	M3	\$ -	\$ -	\$ -	\$ -	
			DEM	\$ -	\$ -	\$ -	\$ -	\$ -
HD112		Rosa Maria Palomino	M3	\$ 700.03	\$ -	\$ -	\$ 6.40	
			REP	\$ 2,450.04	\$ -	\$ -	\$ 14.25	\$ 2,435.79
HD113		David Richardson	M3	\$ -	\$ -	\$ -	\$ 602.00	
			DEM	\$ 67,930.00	\$ 110,000.00	\$ 1,400.00	\$ 8,974.37	\$ 168,955.63
HD113		Reinaldo Valdes	M3	\$ 230.00	\$ -	\$ -	\$ 303.12	
			DEM	\$ 5,765.00	\$ -	\$ 120.00	\$ 5,366.66	\$ 398.34
HD113		Deede Weithorn #	M3					
			DEM					
HD114		Daisy Baez	M3	\$ 9,363.00	\$ -	\$ 4,855.39	\$ 3,520.52	
			DEM	\$ 58,628.00	\$ -	\$ 6,511.17	\$ 13,723.19	\$ 44,904.81
HD114		John Couriel	M3	\$ 6,600.00	\$ -	\$ -	\$ 670.05	
			REP	\$ 132,629.00	\$ 13,000.00	\$ 6,456.50	\$ 14,704.77	\$ 130,924.23
HD114		Jose Pazos	M3	\$ -	\$ -	\$ -	\$ -	
			REP	\$ 20,950.00	\$ -	\$ -	\$ 11,465.19	\$ 9,484.81
HD114		Alberto Santana	M3	\$ 1,935.00	\$ -	\$ -	\$ 1,809.19	
			DEM	\$ 4,685.00	\$ 48,000.00	\$ -	\$ 4,769.82	\$ 47,915.18
HD115		Michael Bileca #	M3					
			REP					
HD115		Ross Hancock	M3	\$ -	\$ -	\$ -	\$ -	
			DEM	\$ 99.00	\$ -	\$ -	\$ 26.24	\$ 72.76
HD115		Susie Lamigueiro	M3	\$ -	\$ -	\$ -	\$ -	
			NPA	\$ -	\$ -	\$ -	\$ -	\$ -
HD116		Jose Felix Diaz	M3	\$ -	\$ -	\$ -	\$ 1,960.29	
			REP	\$ 215,483.68	\$ -	\$ -	\$ 68,334.11	\$ 147,149.57
HD117		Kionne McGhee	M3	\$ 500.00	\$ -	\$ -	\$ 377.46	
			DEM	\$ 37,600.00	\$ 50.00	\$ -	\$ 14,679.54	\$ 22,970.46
HD117		Patricia Mariella Agosto	M3	\$ -	\$ -	\$ -	\$ -	
			NPA	\$ -	\$ -	\$ -	\$ -	\$ -
HD118		Robert Asencio	M3	\$ 110.00	\$ 1,000.00	\$ -	\$ 973.12	
			DEM	\$ 19,750.00	\$ 1,450.00	\$ 2,474.78	\$ 12,957.04	\$ 8,242.96
HD118		David Rivera	M3	\$ 45,075.00	\$ 50,000.00	\$ -	\$ 486.53	
			REP	\$ 45,075.00	\$ 50,000.00	\$ -	\$ 486.53	\$ 94,588.47
HD118		Anthony Rodriguez	M3	\$ 8,050.00	\$ -	\$ -	\$ 688.00	
			REP	\$ 13,620.00	\$ 25,000.00	\$ -	\$ 5,006.70	\$ 33,613.30
HD118		Steven Anthony Rojas Tallon	M3	\$ -	\$ -	\$ -	\$ 453.96	
			REP	\$ 2,950.00	\$ 22,050.00	\$ -	\$ 1,156.20	\$ 23,843.80
HD118		Arthur Sosa #	M3					
			NPA					





Office	Incumbent	Challenger	Party	Contributions	Loans	In-Kinds	Expenditures	Cash on Hand
HD119	Jeanette Nunez		M3	\$ 2,005.72	\$ -	\$ -	\$ 1,938.78	
			REP	\$ 171,269.77	\$ -	\$ 1,000.00	\$ 38,314.73	\$ 132,955.04
HD120	Holly Raschein		M3	\$ 14,295.00	\$ -	\$ 1,500.00	\$ 3,058.45	
			REP	\$ 190,226.00	\$ -	\$ 11,540.34	\$ 63,320.20	\$ 126,905.80
HD120		Kevin Diaz	M3	\$ 1,000.00	\$ -	\$ -	\$ 40.00	
			DEM	\$ 1,000.00	\$ 10,000.00	\$ -	\$ 1,790.00	\$ 9,210.00
HD120		Artie Leichner	M3	\$ 125.00	\$ 17,327.99	\$ -	\$ 3,327.99	
			DEM	\$ 225.00	\$ 22,796.93	\$ -	\$ 3,518.53	\$ 19,503.40

M3 Report is March 1-31, 2016; Cumulative totals through March 31, 2016

# Candidate did not file finance report by deadline

\* Candidate filed for office after finance report deadline