

# 2016 CAMPAIGN FINANCE REPORT

Public Relations

Office	Incumbent	Challenger	Party	Contributions		Loans	In-Kinds	Expenditures	Cash on Hand
SD001		Douglas V. Broxson	M5	\$ 30,700.00	\$ -	\$ 1,000.00	\$ 10,688.23		
			REP	\$ 218,921.53	\$ -	\$ 1,000.00	\$ 53,699.79	\$ 165,221.74	
SD001		Mike Hill	M5	\$ 13,335.00	\$ -	\$ -	\$ 7,282.98		
			REP	\$ 84,447.81	\$ -	\$ 30.00	\$ 63,305.01	\$ 21,142.80	
SD002		George Gainer	M5	\$ 34,515.00	\$ 0	\$ 0.00	\$ 10,685.12		
			REP	\$ 283,997.00	\$ 500,000.00	\$ 4,871.74	\$ 243,177.71	\$ 540,819.29	
SD003	Bill Montford		M5	\$ 3,500.00	\$ -	\$ -	\$ 1,680.00		
			DEM	\$ 229,195.00	\$ -	\$ 797.33	\$ 61,453.21	\$ 167,741.79	
SD004	Aaron Bean		M5	\$ 10,500.00	\$ -	\$ 594.40	\$ 6,455.14		
			REP	\$ 148,800.00	\$ -	\$ 1,201.74	\$ 66,430.82	\$ 82,369.18	
SD005		Rob Bradley	M5	\$ 7,500.00	\$ -	\$ -	\$ 15,712.69		
			REP	\$ 476,256.29	\$ -	\$ 589.64	\$ 122,854.37	\$ 353,401.92	
SD006		Audrey Gibson	M5	\$ 5,100.00	\$ -	\$ -	\$ 291.70		
			DEM	\$ 99,235.00	\$ -	\$ -	\$ 16,520.60	\$ 82,714.40	
SD007		Curtis Ceballos	M5	\$ 50.00	\$ -	\$ 97.36	\$ -		
			DEM	\$ 175.00	\$ -	\$ 308.36	\$ 119.97	\$ 55.03	
SD007		Travis Hutson	M5	\$ 31,750.00	\$ -	\$ 695.50	\$ 6,405.05		
			REP	\$ 93,225.00	\$ -	\$ 755.80	\$ 30,431.43	\$ 62,793.57	
SD008		Keith Perry	M5	\$ 45,707.09	\$ 0	\$ 27,500.00	\$ 24,219.81		
			REP	\$ 205,407.09	\$ -	\$ 27,500.00	\$ 50,201.96	\$ 155,205.13	
SD008		Rod Smith	M5	\$ 52,695.00	\$ -	\$ 8,678.41	\$ 2,838.22		
			DEM	\$ 290,530.00	\$ -	\$ 71,179.08	\$ 15,657.07	\$ 274,872.93	
SD009		David Simmons	M5	\$ 126,072.00	\$ -	\$ -	\$ 7,005.59		
			REP	\$ 243,197.00	\$ 1,500.00	\$ 469.78	\$ 33,109.47	\$ 211,587.53	
SD010		Wilton Simpson	M5	\$ 31,500.00	\$ -	\$ 594.40	\$ 10,088.49		
			REP	\$ 250,060.00	\$ -	\$ 3,825.40	\$ 103,988.37	\$ 146,071.63	
SD011		Randolph Bracy	M5	\$ 12,850.00	\$ -	\$ -	\$ 658.13		
			REP	\$ 84,700.00	\$ -	\$ -	\$ 28,942.46	\$ 55,757.54	
SD011		Chuck O'Neal	M5	\$ 3,962.32	\$ -	\$ -	\$ 11,092.53		
			DEM	\$ 20,331.56	\$ 60,000.00	\$ 1,943.39	\$ 58,053.74	\$ 22,277.82	
SD011		Robert Sindler	M5	\$ 1,003.25	\$ -	\$ -	\$ 4,123.91		
			DEM	\$ 5,153.25	\$ 10,500.00	\$ 26.00	\$ 7,511.49	\$ 8,141.76	
SD011		Gary Siplin	M5	\$ 13,300.00	\$ -	\$ -	\$ 1,694.40		
			DEM	\$ 22,775.00	\$ -	\$ -	\$ 3,944.40	\$ 18,830.60	
SD012		Dennis Baxley	M5	\$ 27,030.00	\$ -	\$ -	\$ 57,154.03		
			REP	\$ 246,024.35	\$ 260,000.00	\$ 6,290.26	\$ 164,556.91	\$ 341,467.44	
SD012		David Gee	M5	\$ 1,660.00	\$ -	\$ -	\$ 10,209.96		
			REP	\$ 1,710.00	\$ 105,000.00	\$ -	\$ 18,394.92	\$ 88,315.08	
SD012		Marlene O'Toole	M5	\$ 19,700.00	\$ -	\$ 862.54	\$ 6,638.08		
			REP	\$ 75,100.00	\$ 1,000.00	\$ 1,612.54	\$ 6,638.08	\$ 69,461.92	

**2016 CAMPAIGN FINANCE REPORT**

Public Relations

Office	Incumbent	Challenger	Party	Contributions		Loans	In-Kinds	Expenditures	Cash on Hand
SD013		Dean Asher	M5	\$ 25,940.00	\$ -	\$ -	\$ 11,374.89		
			REP	\$ 272,680.17	\$ 10,100.00	\$ 2,919.09	\$ 62,741.60	\$ 220,038.57	
SD013		Mike Clelland	M5	\$ 19,737.50	\$ -	\$ 5,840.67	\$ 70,000.46		
			DEM	\$ 205,897.50	\$ -	\$ 20,148.14	\$ 88,811.32	\$ 117,086.18	
SD013		Judge Richardson Roach	M5	\$ 4,962.78	\$ -	\$ -	\$ 6,530.90		
			DEM	\$ 78,883.05	\$ 1,905.00	\$ 4,098.88	\$ 49,459.68	\$ 31,328.37	
SD013		Linda Stewart	M5	\$ 1,655.00	\$ 636.00	\$ -	\$ 2,285.66		
			DEM	\$ 20,378.00	\$ 1,773.80	\$ 2,461.00	\$ 3,566.39	\$ 18,585.41	
SD014		Richard Paul Dembinsky *	M5						
			NPA						
SD014		Dorothy Hukill	M5	\$ 22,350.00	\$ -	\$ 976.11	\$ 19,086.97		
			REP	\$ 177,829.99	\$ -	\$ 3,820.17	\$ 56,181.36	\$ 121,648.63	
SD015		Bob Healy Jr.	M5	\$ 1,940.00	\$ 20,000.00	\$ 55.00	\$ 519.27		
			DEM	\$ 15,214.00	\$ 20,000.00	\$ 962.39	\$ 3,100.84	\$ 32,113.16	
SD015		Victor Torres Jr.	M5	\$ 18,933.60	\$ 81.99	\$ -	\$ 6,335.51		
			DEM	\$ 88,165.65	\$ 607.91	\$ -	\$ 22,011.65	\$ 66,761.91	
SD015		Peter Vivaldi	M5	\$ 8,140.00	\$ -	\$ 2,500.00	\$ -		
			REP	\$ 16,151.95	\$ -	\$ 2,500.00	\$ 1,000.00	\$ 15,151.95	
SD016		Jack Latvala	M5	\$ 116,896.00	\$ -	\$ 594.40	\$ 20,789.75		
			REP	\$ 435,798.00	\$ -	\$ 5,186.57	\$ 89,186.68	\$ 346,611.32	
SD017	John Legg		M5	\$ -	\$ -	\$ -	\$ 2,214.11		
			REP	\$ 215,287.00	\$ -	\$ 1,153.54	\$ 44,231.24	\$ 171,055.76	
SD017		Christopher L. Duncan, Jr. #	M5						
			DEM						
SD017		Debbie Mayfield	M5	\$ 25,500.00	\$ 100,000.00	\$ 524.00	\$ 154,756.82		
			REP	\$ 73,855.00	\$ 300,000.00	\$ 1,573.96	\$ 206,494.66	\$ 167,360.34	
SD017		Michael Thomas	M5	\$ 360.00	\$ -	\$ -	\$ 171.99		
			REP	\$ 11,951.00	\$ 1,600.00	\$ 1,750.00	\$ 9,750.19	\$ 3,800.81	
SD017		Ritch Workman	M5	\$ 19,845.00	\$ -	\$ 1,165.00	\$ 8,408.76		
			REP	\$ 302,540.00	\$ -	\$ 3,826.00	\$ 195,768.83	\$ 106,771.17	
SD018		Bob Buesing	M5	\$ 101,883.59	\$ -	\$ 15,988.13	\$ 5,746.95		
			DEM	\$ 101,883.59	\$ -	\$ 15,988.13	\$ 5,746.95	\$ 96,136.64	
SD018		Dana Young	M5	\$ 166,700.00	\$ -	\$ -	\$ 17,519.47		
			DEM	\$ 484,737.00	\$ -	\$ 1,000.00	\$ 75,726.85	\$ 409,010.15	
SD019		John Houman	M5	\$ -	\$ 3,000.00	\$ -	\$ 43.32		
			REP	\$ -	\$ 3,000.00	\$ -	\$ 43.32	\$ 2,956.68	
SD019		Ed Narain	M5	\$ 17,130.00	\$ -	\$ -	\$ 10,120.00		
			DEM	\$ 136,239.33	\$ -	\$ 4,755.16	\$ 48,668.77	\$ 87,570.56	
SD019		Betty Reed	M5	\$ 2,075.16	\$ -	\$ -	\$ 854.43		
			DEM	\$ 25,391.96	\$ 500.00	\$ 320.00	\$ 8,954.76	\$ 16,937.20	
SD019		Darryl Rouson	M5	\$ 20,178.50	\$ -	\$ 911.00	\$ 5,212.78		
			DEM	\$ 71,828.50	\$ -	\$ 1,102.12	\$ 40,450.83	\$ 31,377.67	
SD020		Tom Lee	M5	\$ -	\$ -	\$ -	\$ -		
			REP	\$ 177,890.00	\$ -	\$ 1,072.34	\$ 6,975.08	\$ 170,914.92	
SD021		Bill Galvano	M5	\$ 45,800.00	\$ -	\$ 500.00	\$ 38,324.14		
			REP	\$ 210,930.00	\$ -	\$ 3,099.24	\$ 118,117.88	\$ 92,812.12	

# 2016 CAMPAIGN FINANCE REPORT

Public Relations

Office	Incumbent	Challenger	Party	Contributions		Loans	In-Kinds	Expenditures	Cash on Hand
SD022		Kelli Stargel	M5	\$ 32,700.00	\$ -	\$ -	\$ 1,386.95		
			REP	\$ 265,700.00	\$ -	\$ 1,157.40	\$ 38,782.49	\$ 226,917.51	
SD022		Debra S. Wright	M5	\$ 2,355.00	\$ 500.00	\$ -	\$ 368.85		
			DEM	\$ 2,355.00	\$ 500.00	\$ -	\$ 368.85	\$ 2,486.15	
SD023		Frank Raymond Alcock III	M5	\$ 6,055.00	\$ -	\$ -	\$ 615.99		
			DEM	\$ 6,055.00	\$ -	\$ -	\$ 615.99	\$ 5,439.01	
SD023		Frank Cirillo	M5	\$ 1,781.00	\$ -	\$ 35.20	\$ 986.18		
			DEM	\$ 2,981.00	\$ -	\$ 35.20	\$ 1,532.80	\$ 1,448.20	
SD023		Doug Holder	M5	\$ 11,780.00	\$ -	\$ -	\$ 17,543.34		
			REP	\$ 231,619.00	\$ -	\$ 119.50	\$ 98,829.19	\$ 132,789.81	
SD023		Rick Levine #	M5						
			REP						
SD023		Nora Patterson	M5	\$ 6,168.14	\$ -	\$ 2,043.00	\$ 506.23		
			REP	\$ 112,903.20	\$ 60,000.00	\$ 5,017.98	\$ 47,831.77	\$ 125,071.43	
SD023		Ray Pilon	M5	\$ 4,455.68	\$ -	\$ -	\$ 2,746.54		
			REP	\$ 119,527.18	\$ -	\$ 2,900.63	\$ 46,835.13	\$ 72,692.05	
SD023		Greg Steube	M5	\$ 18,480.00	\$ -	\$ -	\$ 11,258.59		
			REP	\$ 281,765.00	\$ -	\$ 1,615.75	\$ 31,309.76	\$ 250,455.24	
SD024		Jeff Brandes	M5	\$ 232,525.00	\$ -	\$ 594.40	\$ 26,557.13		
			REP	\$ 479,900.00	\$ -	\$ 701.74	\$ 169,543.24	\$ 310,356.76	
SD025		Bruno Moore	M5	\$ 95.00	\$ -	\$ -	\$ 128.34		
			DEM	\$ 245.00	\$ -	\$ -	\$ 169.64	\$ 75.36	
SD025		Joe Negron	M5	\$ 30,375.00	\$ -	\$ 594.40	\$ 4,788.77		
			REP	\$ 159,575.00	\$ -	\$ 1,679.40	\$ 49,251.33	\$ 110,323.67	
SD026		Denise Grimsley	M5	\$ 480.00	\$ -	\$ -	\$ 6,986.81		
			REP	\$ 371,021.00	\$ -	\$ 1,471.64	\$ 220,989.76	\$ 150,031.24	
SD027		Lizbeth Benacquisto	M5	\$ 23,060.00	\$ -	\$ -	\$ 27,691.49		
			REP	\$ 253,971.00	\$ -	\$ 5,757.60	\$ 100,015.41	\$ 153,955.59	
SD027		Jason Revel Maughan *	M5						
			REP						
SD028		Matt Hudson	M5	\$ 24,945.00	\$ -	\$ -	\$ 9,561.82		
			REP	\$ 454,014.50	\$ -	\$ 3,527.61	\$ 93,863.78	\$ 360,150.72	
SD028		Kathleen Passidomo	M5	\$ 38,015.00	\$ -	\$ 2,006.83	\$ 42,764.51		
			REP	\$ 424,351.00	\$ -	\$ 17,577.05	\$ 140,796.51	\$ 283,554.49	
SD029		Kevin J. Rader	M5	\$ 5,500.00	\$ -	\$ -	\$ 410.58		
			DEM	\$ 68,191.77	\$ -	\$ -	\$ 28,888.92	\$ 39,302.85	
SD029		Joseph Abruzzo	M5	\$ 5,100.00	\$ -	\$ -	\$ 10,070.80		
			DEM	\$ 131,350.00	\$ 525.00	\$ -	\$ 99,252.21	\$ 32,622.79	
SD030		Tony Bennett	M5	\$ 8,875.00	\$ -	\$ 958.12	\$ 9,811.40		
			DEM	\$ 24,520.00	\$ 10,000.00	\$ 958.12	\$ 10,101.94	\$ 24,418.06	
SD030		Ronald Berman	M5	\$ 16,150.00	\$ 13,000.00	\$ 492.66	\$ 4,805.94		
			REP	\$ 16,150.00	\$ 113,000.00	\$ 588.12	\$ 4,852.24	\$ 124,297.76	
SD030		Bobby Powell Jr.	M5	\$ 29,500.00	\$ -	\$ -	\$ 13,941.69		
			DEM	\$ 104,311.00	\$ -	\$ 326.75	\$ 21,789.84	\$ 82,521.16	
SD030		Michael S. Steinger	M5	\$ 211,510.00	\$ 200,000.00	\$ -	\$ 12,111.64		
			DEM	\$ 211,510.00	\$ 200,000.00	\$ -	\$ 12,111.64	\$ 399,398.36	

**2016 CAMPAIGN FINANCE REPORT**


Public Relations

Office	Incumbent	Challenger	Party	Contributions	Loans	In-Kinds	Expenditures	Cash on Hand
SD031		Jeff Clemens	M5	\$ 8,755.00	\$ 20,000.00	\$ -	\$ 4,758.22	
			DEM	\$ 131,455.00	\$ 20,000.00	\$ -	\$ 58,300.90	\$ 93,154.10
SD031		Emmanuel G. Morel #	M5					
			DEM					
SD032		Emmanuel Blimie	M5	\$ -	\$ -	\$ -	\$ 164.33	
			DEM	\$ 455.00	\$ 255.00	\$ -	\$ 609.15	\$ 100.85
SD032		Lauren Book	M5	\$ 15,100.00	\$ -	\$ -	\$ 20,332.74	
			DEM	\$ 553,159.00	\$ -	\$ 4,053.91	\$ 287,137.96	\$ 266,021.04
SD033		Perry Thurston Jr.	M5	\$ 12,000.00	\$ -	\$ -	\$ 1,422.73	
			DEM	\$ 97,745.00	\$ 100.00	\$ -	\$ 41,132.89	\$ 56,712.11
SD034		Gwyndolen "Gwyn" Clarke-Reed	M5	\$ 3,005.00	\$ -	\$ 1,000.00	\$ 3,526.00	
			DEM	\$ 19,400.00	\$ 1,000.00	\$ 1,222.56	\$ 4,981.57	\$ 15,418.43
SD034		Gary Farmer	M5	\$ 32,885.00	\$ -	\$ 16,434.00	\$ 88,832.39	
			DEM	\$ 396,545.35	\$ 103,006.27	\$ 23,678.67	\$ 256,927.00	\$ 242,624.62
SD034		Jim Waldman	M5	\$ 22,525.00	\$ -	\$ 1,000.00	\$ 16,787.74	
			DEM	\$ 288,958.69	\$ 202,500.00	\$ 2,814.06	\$ 86,762.53	\$ 404,696.16
SD035		Oscar Braynon II	M5	\$ -	\$ -	\$ -	\$ 5,564.95	
			DEM	\$ 33,486.00	\$ -	\$ -	\$ 14,555.95	\$ 18,930.05
SD036		Rene Garcia	M5	\$ 5,250.00	\$ -	\$ -	\$ 3,460.12	
			REP	\$ 49,550.00	\$ 50.00	\$ -	\$ 26,892.24	\$ 22,707.76
SD037		Mercedes Christian	M5	\$ -	\$ -	\$ -	\$ 8.00	
			NPA	\$ 100.00	\$ -	\$ -	\$ 56.00	\$ 44.00
SD037		Miguel Diaz de la Portilla	M5	\$ 212,935.00	\$ -	\$ 51,892.94	\$ 952.33	
			REP	\$ 370,535.00	\$ -	\$ 51,892.94	\$ 1,479.77	\$ 369,055.23
SD037		Jose Javier Rodriguez	M5	\$ 54,353.00	\$ -	\$ 11,938.91	\$ 305.17	
			DEM	\$ 186,948.00	\$ -	\$ 16,541.73	\$ 9,905.45	\$ 177,042.55
SD038		Anis Blemur	M5	\$ 4,400.00	\$ -	\$ -	\$ -	
			DEM	\$ 7,595.00	\$ 10,020.00	\$ -	\$ 3,600.00	\$ 14,015.00
SD038		Phillip Brutus	M5	\$ -	\$ 10,000.00	\$ -	\$ 300.30	
			DEM	\$ -	\$ 10,000.00	\$ -	\$ 300.30	\$ 9,699.70
SD038		Daphne Campbell	M5	\$ 2,732.50	\$ -	\$ -	\$ 2,237.87	
			DEM	\$ 27,941.25	\$ 100.00	\$ -	\$ 14,196.22	\$ 13,845.03
SD038		Don Festge	M5	\$ 305.00	\$ -	\$ -	\$ 885.46	
			DEM	\$ 2,370.00	\$ 100.00	\$ 580.00	\$ 1,352.00	\$ 1,118.00
SD038		Gwen Margolis	M5	\$ 350.00	\$ -	\$ -	\$ 5,274.36	
			DEM	\$ 79,340.00	\$ 50,000.00	\$ -	\$ 61,329.17	\$ 68,010.83
SD038		Jason Pizzo	M5	\$ -	\$ 200,000.00	\$ -	\$ 27,725.46	
			DEM	\$ -	\$ 200,000.00	\$ -	\$ 27,725.46	\$ 172,274.54
SD039		Anitere Flores	M5	\$ 167,150.00	\$ -	\$ 87,159.30	\$ 37,758.68	
			REP	\$ 774,703.00	\$ -	\$ 90,206.00	\$ 339,885.23	\$ 434,817.77
SD039		Andrew Korge	M5	\$ 83,602.36	\$ -	\$ -	\$ 39,322.52	
			DEM	\$ 330,062.40	\$ -	\$ 2,666.47	\$ 122,708.21	\$ 207,354.19
SD039		Sheila Lucas George	M5	\$ -	\$ -	\$ -	\$ 8.00	
			NPA	\$ -	\$ 100.00	\$ -	\$ 64.00	\$ 36.00






# 2016 CAMPAIGN FINANCE REPORT


**Public Relations**


Office	Incumbent	Challenger	Party	Contributions	Loans	In-Kinds	Expenditures	Cash on Hand
HD001	Clay Ingram		M5	\$ 50.00	\$ -	\$ -	\$ 3,450.72	
			REP	\$ 91,796.88	\$ -	\$ -	\$ 41,664.58	\$ 50,132.30
HD001		William Fetke	M5	\$ -	\$ -	\$ -	\$ -	
			NPA	\$ 2,120.22	\$ -	\$ 1,127.20	\$ 3,023.16	\$ (902.94)
HD001		Gloria Robertson-Wiggins	M5	\$ -	\$ -	\$ -	\$ -	
			DEM	\$ -	\$ -	\$ -	\$ -	\$ -
HD002		Ray Guillory	M5	\$ 215.00	\$ 10,000.00	\$ -	\$ 138.85	
			DEM	\$ 2,142.00	\$ 10,000.00	\$ 165.00	\$ 832.46	\$ 11,309.54
HD002		Frank Henry White	M5	\$ 23,700.00	\$ -	\$ -	\$ 10,914.42	
			REP	\$ 125,520.00	\$ 50,000.00	\$ 1,184.28	\$ 11,174.22	\$ 164,345.78
HD003		Johnathan Huston Walters	M5	\$ -	\$ -	\$ -	\$ -	
			REP	\$ -	\$ -	\$ -	\$ -	\$ -
HD003		Jayer Williamson	M5	\$ 20,102.10	\$ -	\$ -	\$ 2,477.25	
			REP	\$ 91,240.10	\$ -	\$ 5,003.85	\$ 5,701.22	\$ 85,538.88
HD004		Laurie Bartlett	M5	\$ 650.00	\$ -	\$ -	\$ 575.00	
			REP	\$ 3,225.00	\$ 153,600.00	\$ -	\$ 9,654.60	\$ 147,170.40
HD004		Wayne Harris	M5	\$ 7,800.00	\$ -	\$ 1,360.26	\$ 4,487.42	
			REP	\$ 117,737.61	\$ 9,000.00	\$ 5,603.51	\$ 25,848.01	\$ 100,889.60
HD004		Armand Izzo	M5	\$ 631.00	\$ -	\$ -	\$ 1,363.71	
			REP	\$ 6,181.00	\$ 1,000.00	\$ 196.00	\$ 2,104.79	\$ 5,076.21
HD004		Mel Ponder	M5	\$ 15,590.00	\$ -	\$ 1,753.95	\$ 3,794.98	
			REP	\$ 90,500.00	\$ -	\$ 2,234.26	\$ 20,633.69	\$ 69,866.31
HD004		Jonathan Tallman	M5	\$ 6,060.00	\$ -	\$ 185.41	\$ 781.52	
			REP	\$ 39,475.00	\$ -	\$ 1,128.80	\$ 8,296.73	\$ 31,178.27
HD005	Brad Drake		M5	\$ 17,225.00	\$ -	\$ -	\$ 20,105.46	
			REP	\$ 165,920.00	\$ -	\$ 14,046.00	\$ 45,590.33	\$ 120,329.67
HD005		Bev Kilmer	M5	\$ 1,000.00	\$ 4,001.76	\$ -	\$ 5,864.11	
			REP	\$ 14,223.00	\$ 11,569.17	\$ 8,056.09	\$ 22,687.86	\$ 3,104.31
HD005		Jamey Westbrook	M5	\$ 3,200.00	\$ -	\$ -	\$ 255.60	
			NPA	\$ 5,800.00	\$ 25,000.00	\$ -	\$ 19,979.29	\$ 10,820.71
HD006	Jay Trumbull		M5	\$ 2,000.00	\$ -	\$ -	\$ 1,885.72	
			REP	\$ 125,157.59	\$ -	\$ 66.22	\$ 31,005.45	\$ 94,152.14
HD006		Jerry Wyche	M5	\$ -	\$ -	\$ -	\$ -	
			DEM	\$ -	\$ -	\$ -	\$ -	\$ -
HD007	Halsey Beshears		M5	\$ 8,450.00	\$ -	\$ -	\$ 4,688.35	
			REP	\$ 110,650.00	\$ -	\$ 446.24	\$ 67,313.26	\$ 43,336.74
HD008		Ramon Alexander	M5	\$ 3,120.00	\$ -	\$ -	\$ 9,721.04	
			DEM	\$ 154,997.55	\$ -	\$ 9,008.97	\$ 31,908.50	\$ 123,089.05
HD008		Richard Allen Burns	M5	\$ -	\$ -	\$ -	\$ -	
			NPA	\$ -	\$ -	\$ -	\$ -	\$ -
HD008		Clarence Jackson	M5	\$ 700.00	\$ -	\$ -	\$ 1,616.75	
			DEM	\$ 24,666.74	\$ -	\$ 1,525.00	\$ 20,396.98	\$ 4,269.76
HD008		Brad "LBJ" Johnson	M5	\$ 1,445.00	\$ -	\$ -	\$ 3,715.79	
			DEM	\$ 35,490.00	\$ -	\$ 2,220.65	\$ 10,105.37	\$ 25,384.63
HD008		Dianne Williams-Cox	M5	\$ 4,580.00	\$ -	\$ 200.00	\$ 4,916.01	
			DEM	\$ 32,853.00	\$ 6,000.00	\$ 3,260.00	\$ 35,369.95	\$ 3,483.05
HD009		Loranne Ausley	M5	\$ 24,925.00	\$ -	\$ 21,232.00	\$ 4,312.90	
			DEM	\$ 266,373.78	\$ -	\$ 25,699.05	\$ 32,523.14	\$ 233,850.64

# 2016 CAMPAIGN FINANCE REPORT


**Public Relations**

Office	Incumbent	Challenger	Party	Contributions	Loans	In-Kinds	Expenditures	Cash on Hand
HD009		Arnitta Jane Grice-Walker	M5	\$ 300.00	\$ 300.00	\$ -	\$ -	
			DEM	\$ 1,288.25	\$ 300.00	\$ 112.46	\$ 1,730.12	\$ (141.87)
HD009		Joshua Alexander Johnson	M5	\$ 225.00	\$ -	\$ -	\$ -	
			DEM	\$ 1,403.50	\$ -	\$ 112.16	\$ -	\$ 1,403.50
HD009		Jim Messer	M5	\$ 5,925.00	\$ -	\$ 25.00	\$ 1,422.31	
			REP	\$ 108,953.00	\$ 7,500.00	\$ 1,367.22	\$ 16,455.33	\$ 99,997.67
HD010	Elizabeth Porter		M5	\$ 6,610.00	\$ -	\$ 2,750.00	\$ 6,820.11	
			REP	\$ 40,125.00	\$ -	\$ 2,781.45	\$ 23,290.68	\$ 16,834.32
HD010		Jerry Lawrence Bullard	M5	\$ 2,010.00	\$ -	\$ 258.62	\$ 4,738.14	
			DEM	\$ 11,635.00	\$ 10,000.00	\$ 258.62	\$ 15,623.73	\$ 6,011.27
HD010		Carol A. Daugherty	M5	\$ -	\$ 250.00	\$ 64.00	\$ -	
			REP	\$ -	\$ 250.00	\$ 64.00	\$ -	\$ 250.00
HD010		Rick Schutte	M5	\$ -	\$ -	\$ 271.89	\$ -	
			DEM	\$ 500.00	\$ 10,000.00	\$ 744.75	\$ 288.87	\$ 10,211.13
HD011		David Wayne Bunk	M5	\$ -	\$ -	\$ -	\$ 27.85	
			REP	\$ -	\$ 180.00	\$ -	\$ 169.48	\$ 10.52
HD011		Cord Byrd	M5	\$ 2,250.00	\$ -	\$ -	\$ 120.00	
			REP	\$ 42,255.00	\$ 5,000.00	\$ 2,308.87	\$ 19,475.76	\$ 27,779.24
HD011		Jack Daniels	M5	\$ -	\$ -	\$ -	\$ -	
			REP	\$ -	\$ 1,900.00	\$ -	\$ 1,877.41	\$ 22.59
HD011		Barry Holloway	M5	\$ -	\$ -	\$ -	\$ -	
			REP	\$ 12,125.00	\$ 10,000.00	\$ 500.00	\$ 7,379.18	\$ 14,745.82
HD011		Donnie Horner	M5	\$ 4,800.00	\$ -	\$ -	\$ 1,521.83	
			REP	\$ 118,100.00	\$ -	\$ 1,000.00	\$ 38,067.03	\$ 80,032.97
HD011		Tom Taylor	M5	\$ -	\$ -	\$ 18.36	\$ 725.00	
			REP	\$ 30,900.00	\$ -	\$ 1,169.66	\$ 15,292.40	\$ 15,607.60
HD011		Sheri Treadwell	M5	\$ 7,055.00	\$ -	\$ -	\$ 1,408.70	
			REP	\$ 122,224.13	\$ 10,000.00	\$ 4,134.65	\$ 20,709.77	\$ 111,514.36
HD012		Mark Black	M5	\$ -	\$ -	\$ -	\$ -	
			REP	\$ -	\$ -	\$ -	\$ -	\$ -
HD012		Richard Clark	M5	\$ -	\$ -	\$ -	\$ 1,480.00	
			REP	\$ 59,000.00	\$ -	\$ -	\$ 11,930.71	\$ 47,069.29
HD012		Terrance Edward Freeman	M5	\$ 11,250.15	\$ -	\$ -	\$ 67.50	
			REP	\$ 45,801.32	\$ 5,000.00	\$ -	\$ 13,798.64	\$ 37,002.68
HD012		Mark MacLean	M5	\$ 2,400.00	\$ -	\$ -	\$ 5,517.59	
			REP	\$ 34,827.00	\$ 16,500.00	\$ -	\$ 24,904.81	\$ 26,422.19
HD012		Don Redman	M5	\$ 645.00	\$ -	\$ -	\$ -	
			REP	\$ 24,755.00	\$ 500.00	\$ 1,727.39	\$ 9,448.79	\$ 15,806.21
HD012		Clay Yarborough	M5	\$ 10,898.96	\$ -	\$ 7.07	\$ 4,604.94	
			REP	\$ 74,445.89	\$ -	\$ 7.07	\$ 6,189.52	\$ 68,256.37
HD013	Reginald Fullwood #		M5					
			DEM					
HD013		Tracie Davis *	M5					
			DEM					
HD013		Daniel A. Evans Jr. #	M5					
			REP					
HD013		Jacques Rene Gaillot Jr.	M5	\$ 1,028.00	\$ -	\$ 1,000.00	\$ 0.36	
			DEM	\$ 1,028.00	\$ -	\$ 1,000.00	\$ 0.36	\$ 1,027.64
HD013		Darren Rashaud Gardner #	M5					
			REP					

# 2016 CAMPAIGN FINANCE REPORT


**Public Relations**

Office	Incumbent	Challenger	Party	Contributions	Loans	In-Kinds	Expenditures	Cash on Hand
HD013		Mark Lynn Griffin	M5	\$ -	\$ -	\$ -	\$ -	
			REP	\$ -	\$ -	\$ -	\$ -	\$ -
HD014		Kimberly Daniels	M5	\$ -	\$ -	\$ -	\$ 11,100.00	
			DEM	\$ 36,900.00	\$ 100.00	\$ 2,000.00	\$ 12,963.17	\$ 24,036.83
HD014		Terry Fields	M5	\$ 7,500.00	\$ 1,500.00	\$ -	\$ 2,304.26	
			DEM	\$ 38,575.00	\$ 3,100.00	\$ 123.00	\$ 8,589.33	\$ 33,085.67
HD014		Donald George Gaffney *	M5					
			DEM					
HD014		Leslie Scott Jean-Bart	M5	\$ 7,500.00	\$ -	\$ 1.30	\$ 1,664.72	
			DEM	\$ 71,961.00	\$ 1,000.00	\$ 907.30	\$ 24,793.71	\$ 48,167.29
HD014		Gracie Bell McCastler	M5	\$ -	\$ 2,341.92	\$ -	\$ 151.41	
			DEM	\$ -	\$ 2,708.50	\$ -	\$ 151.41	\$ 2,557.09
HD014		Christian Marcus Whitfield	M5	\$ -	\$ -	\$ -	\$ 169.06	
			REP	\$ 1,205.00	\$ -	\$ -	\$ 169.06	\$ 1,035.94
HD015	Jay Fant		M5	\$ 1,000.00	\$ -	\$ -	\$ -	
			REP	\$ 70,700.00	\$ -	\$ -	\$ 9,335.15	\$ 61,364.85
HD016		Jason Michael Fischer	M5	\$ 2,775.00	\$ -	\$ -	\$ 2,336.12	
			REP	\$ 143,155.00	\$ 100.00	\$ 2,540.49	\$ 13,737.76	\$ 129,517.24
HD016		Dick Kravitz	M5	\$ 7,830.50	\$ -	\$ -	\$ 562.46	
			REP	\$ 99,105.50	\$ -	\$ 988.13	\$ 10,053.40	\$ 89,052.10
HD017	Cyndi Stevenson		M5	\$ 11,490.79	\$ -	\$ 1,902.00	\$ 2,616.99	
			REP	\$ 89,078.22	\$ -	\$ 3,442.80	\$ 20,906.50	\$ 68,171.72
HD018	Travis Cummings		M5	\$ 1,800.00	\$ -	\$ 9.00	\$ 1,212.93	
			REP	\$ 190,050.00	\$ -	\$ 1,219.69	\$ 57,905.91	\$ 132,144.09
HD018		Ken Willey	M5	\$ -	\$ 200.00	\$ -	\$ 75.00	
			LPF	\$ 515.00	\$ 700.00	\$ 76.99	\$ 639.99	\$ 575.01
HD019		Leslie Dougher	M5	\$ 5,302.10	\$ -	\$ -	\$ 5,351.58	
			REP	\$ 63,469.41	\$ -	\$ 1,797.03	\$ 38,240.53	\$ 25,228.88
HD019		Robert Bruce Payne	M5	\$ 1,550.00	\$ -	\$ 711.53	\$ 157.25	
			REP	\$ 71,275.00	\$ -	\$ 10,484.82	\$ 9,677.34	\$ 61,597.66
HD019		Hubert Joe Snodgrass	M5	\$ 1,502.00	\$ -	\$ 875.00	\$ 1,008.94	
			DEM	\$ 5,389.00	\$ 2,000.00	\$ 2,361.00	\$ 1,400.26	\$ 5,988.74
HD019		Katherine Van Zant	M5	\$ 6,783.43	\$ -	\$ -	\$ 8,457.22	
			REP	\$ 144,523.25	\$ -	\$ 788.12	\$ 41,419.22	\$ 103,104.03
HD020	Clovis Watson Jr.		M5	\$ 750.00	\$ -	\$ -	\$ 35.00	
			DEM	\$ 15,250.00	\$ 100.00	\$ -	\$ 1,185.00	\$ 14,165.00
HD021		Charles Wesley Clemons Sr. #	M5					
			REP					
HD021		Wenda Lewis	M5	\$ 23,950.00	\$ -	\$ 1,098.98	\$ 6,374.85	
			REP	\$ 124,896.00	\$ 100,000.00	\$ 2,434.36	\$ 52,261.41	\$ 172,634.59



# 2016 CAMPAIGN FINANCE REPORT


**Public Relations**

Office	Incumbent	Challenger	Party	Contributions	Loans	In-Kinds	Expenditures	Cash on Hand
HD021		Timothy Manning Rogers	M5	\$ 4,225.00	\$ -	\$ -	\$ 3,082.48	
			REP	\$ 13,075.00	\$ -	\$ -	\$ 3,633.12	\$ 9,441.88
HD021		Marihelen Haddock Wheeler	M5	\$ 255.00	\$ -	\$ 592.45	\$ 1,493.16	
			DEM	\$ 3,670.00	\$ -	\$ 1,162.74	\$ 2,566.55	\$ 1,103.45
HD022	Charlie Stone		M5	\$ -	\$ -	\$ -	\$ -	
			REP	\$ 37,007.99	\$ -	\$ -	\$ 5,220.44	\$ 31,787.55
HD023		Stan McClain	M5	\$ -	\$ -	\$ -	\$ 7,410.50	
			REP	\$ 63,150.00	\$ -	\$ -	\$ 18,315.53	\$ 44,834.47
HD023		Richard Perry	M5	\$ 6,735.00	\$ -	\$ 238.91	\$ 466.87	
			DEM	\$ 7,935.00	\$ -	\$ 238.91	\$ 598.75	\$ 7,336.25
HD024	Paul Renner		M5	\$ 1,030.00	\$ -	\$ -	\$ 3,231.25	
			REP	\$ 134,605.00	\$ -	\$ 2,445.95	\$ 27,960.24	\$ 106,644.76
HD024		Thomas Morley	M5	\$ 595.00	\$ -	\$ -	\$ 229.26	
			DEM	\$ 2,861.00	\$ 700.00	\$ 1,263.62	\$ 1,568.09	\$ 1,992.91
HD025		Noel Cheryl Bickford	M5	\$ 820.00	\$ -	\$ 106.47	\$ 793.29	
			DEM	\$ 2,095.00	\$ 3,000.00	\$ 251.47	\$ 793.29	\$ 4,301.71
HD025		Tom Leek	M5	\$ 26,300.00	\$ -	\$ 3,134.73	\$ 2,676.44	
			REP	\$ 124,469.99	\$ -	\$ 4,845.04	\$ 14,396.97	\$ 110,073.02
HD026		Michael Cantu	M5	\$ 1,725.00	\$ -	\$ -	\$ 1,067.60	
			REP	\$ 6,971.00	\$ -	\$ 540.05	\$ 4,574.17	\$ 2,396.83
HD026		Patrick Javan Henry	M5	\$ 2,525.00	\$ -	\$ -	\$ 3,250.66	
			DEM	\$ 26,450.00	\$ -	\$ -	\$ 15,460.84	\$ 10,989.16
HD026		Steve Miller	M5	\$ 270.00	\$ -	\$ -	\$ 176.65	
			DEM	\$ 395.00	\$ 6,706.94	\$ 927.69	\$ 900.84	\$ 6,201.10
HD027		Zenaida Denizac	M5	\$ 4,300.00	\$ -	\$ 13.85	\$ 1,421.56	
			REP	\$ 11,255.00	\$ -	\$ 229.97	\$ 6,345.18	\$ 4,909.82
HD027		Randi Marie Doan	M5	\$ -	\$ -	\$ -	\$ -	
			NPA	\$ -	\$ -	\$ -	\$ -	\$ -
HD027		Robert L. Mann	M5	\$ 5,230.00	\$ 500.00	\$ 36.30	\$ 737.89	
			DEM	\$ 5,230.00	\$ 500.00	\$ 36.30	\$ 737.89	\$ 4,992.11
HD027		William Richard McBride	M5	\$ 14,065.00	\$ -	\$ 300.00	\$ 25,520.15	
			REP	\$ 36,115.00	\$ 250,000.00	\$ 300.00	\$ 35,084.95	\$ 251,030.05
HD028	Jason Brodeur		M5	\$ 8,565.00	\$ -	\$ 247.76	\$ 1,396.20	
			REP	\$ 196,310.00	\$ -	\$ 538.67	\$ 60,025.29	\$ 136,284.71
HD028		Julia Diane Coakley	M5	\$ -	\$ -	\$ -	\$ -	
			DEM	\$ -	\$ -	\$ -	\$ -	\$ -
HD028		W. Steven Edmonds Jr.	M5	\$ 415.00	\$ -	\$ -	\$ 179.99	
			NPA	\$ 3,176.00	\$ -	\$ 1,182.67	\$ 2,335.86	\$ 840.14
HD028		Franklin Perez	M5	\$ -	\$ -	\$ -	\$ -	
			LPF	\$ -	\$ 555.20	\$ 293.47	\$ -	\$ 555.20
HD029	Scott Plakon		M5	\$ 750.00	\$ -	\$ -	\$ 1,792.15	
			REP	\$ 54,817.28	\$ -	\$ 227.32	\$ 16,108.57	\$ 38,708.71
HD029		Fred Marra	M5	\$ 55.00	\$ 75.00	\$ -	\$ 32.69	
			DEM	\$ 105.00	\$ 125.00	\$ -	\$ 115.11	\$ 114.89
HD030	Bob Cortes		M5	\$ 20,471.00	\$ -	\$ -	\$ 5,069.44	
			REP	\$ 145,260.36	\$ -	\$ 5,496.36	\$ 25,278.34	\$ 119,982.02
HD030		Ryan Neal Yadav	M5	\$ 2,100.00	\$ -	\$ -	\$ 474.57	
			DEM	\$ 18,900.00	\$ 75,000.00	\$ 191.84	\$ 2,578.03	\$ 91,321.97

# 2016 CAMPAIGN FINANCE REPORT

Public Relations

Office	Incumbent	Challenger	Party	Contributions	Loans	In-Kinds	Expenditures	Cash on Hand
HD031	Jennifer Sullivan		M5	\$ 3,000.00	\$ -	\$ -	\$ 3,336.13	
			REP	\$ 87,178.99	\$ -	\$ 1,016.81	\$ 54,081.04	\$ 33,097.95
HD032	Larry Metz		M5	\$ 1,000.00	\$ -	\$ -	\$ -	
			REP	\$ 57,750.00	\$ -	\$ 262.91	\$ 1,829.04	\$ 55,920.96
HD032	Thomas Hayfield		M5	\$ -	\$ -	\$ -	\$ -	
			NPA	\$ -	\$ -	\$ -	\$ -	\$ -
HD033	Don Hahnfeldt		M5	\$ 9,250.00	\$ -	\$ -	\$ 2,245.99	
			REP	\$ 39,575.00	\$ -	\$ 1,000.00	\$ 19,629.68	\$ 19,945.32
HD034	Ralph Massullo Jr.		M5	\$ 4,410.00	\$ -	\$ 5,166.29	\$ 2,155.78	
			REP	\$ 57,260.24	\$ 100,000.00	\$ 13,570.56	\$ 30,271.45	\$ 126,988.79
HD035	Blaise Ingoglia		M5	\$ 17,250.00	\$ -	\$ -	\$ 7,383.76	
			REP	\$ 120,950.00	\$ -	\$ 64.73	\$ 30,717.39	\$ 90,232.61
HD035	Ramon Gutierrez		M5	\$ -	\$ 100.00	\$ -	\$ 171.67	
			DEM	\$ 200.00	\$ 560.00	\$ -	\$ 705.74	\$ 54.26
HD036	Amanda Murphy		M5	\$ 1,200.00	\$ -	\$ -	\$ 1,125.00	
			DEM	\$ 40,774.97	\$ -	\$ -	\$ 7,792.26	\$ 32,982.71
HD037	Richard Corcoran		M5	\$ -	\$ -	\$ -	\$ 10,182.46	
			REP	\$ 292,345.00	\$ -	\$ 6,563.34	\$ 189,325.47	\$ 103,019.53
HD037	Ronson Hale Biedrzycki #		M5					
			REP					
HD038	Daniel Burgess Jr.		M5	\$ 500.00	\$ -	\$ -	\$ 3,118.10	
			REP	\$ 74,803.21	\$ -	\$ 1,036.22	\$ 46,829.36	\$ 27,973.85
HD039	Neil Combee		M5	\$ 12,240.21	\$ -	\$ -	\$ 12,891.43	
			REP	\$ 70,271.12	\$ -	\$ -	\$ 57,224.73	\$ 13,046.39
HD039	Victor Sims		M5	\$ 485.00	\$ -	\$ 425.00	\$ 767.99	
			DEM	\$ 1,667.00	\$ 520.00	\$ 675.00	\$ 1,557.49	\$ 629.51
HD040	Colleen Burton		M5	\$ 10,650.00	\$ -	\$ 3,750.00	\$ 6,272.70	
			REP	\$ 131,900.00	\$ -	\$ 9,404.02	\$ 28,633.73	\$ 103,266.27
HD040	Shandale Terrell		M5	\$ 1,370.00	\$ -	\$ 1,300.00	\$ 466.05	
			DEM	\$ 10,319.40	\$ 121.00	\$ 2,210.53	\$ 693.58	\$ 9,746.82
HD041	Charles Davis Jr.		M5	\$ 3,975.00	\$ 20,000.00	\$ -	\$ 3,629.16	
			REP	\$ 44,520.00	\$ 20,000.00	\$ 1,028.98	\$ 26,354.32	\$ 38,165.68
HD041	Robert Doyel		M5	\$ 4,075.00	\$ -	\$ -	\$ 2,415.30	
			DEM	\$ 39,975.00	\$ 10,000.00	\$ 2,344.17	\$ 20,207.78	\$ 29,767.22
HD041	Nicolas Garcia		M5	\$ 40.00	\$ -	\$ -	\$ 1.50	
			DEM	\$ 4,045.00	\$ -	\$ 1,660.37	\$ 1,328.46	\$ 2,716.54
HD041	Sam Killebrew		M5	\$ 10,500.00	\$ -	\$ 1,881.25	\$ 6,144.00	
			REP	\$ 81,000.00	\$ 51,000.00	\$ 14,492.23	\$ 29,971.41	\$ 102,028.59
HD041	Edwin Van Smith #		M5					
			REP					
HD042	Mike La Rosa		M5	\$ 11,050.00	\$ -	\$ 364.46	\$ 8,810.38	
			REP	\$ 113,715.72	\$ -	\$ 4,194.46	\$ 38,727.41	\$ 74,988.31
HD042	Bienvenido John Valentin Jr.		M5	\$ 225.00	\$ 1,825.00	\$ -	\$ 1,406.22	
			DEM	\$ 2,025.00	\$ 6,325.00	\$ -	\$ 6,740.58	\$ 1,609.42
HD043	John Cortes		M5	\$ 2,150.00	\$ -	\$ -	\$ 1,694.29	
			DEM	\$ 23,885.00	\$ 125.00	\$ 251.16	\$ 16,951.97	\$ 7,058.03
HD043	Ricardo Rangel		M5	\$ 4,700.00	\$ -	\$ -	\$ 105.56	
			DEM	\$ 4,700.00	\$ -	\$ -	\$ 105.56	\$ 4,594.44

# 2016 CAMPAIGN FINANCE REPORT

Public Relations

Office	Incumbent	Challenger	Party	Contributions	Loans	In-Kinds	Expenditures	Cash on Hand
HD043		Sara Katherine Shaw #	M5					
			DEM					
HD044	Eric Eisnaugle		M5	\$ 1,000.00	\$ -	\$ -	\$ 1,457.02	
			REP	\$ 95,641.59	\$ -	\$ 406.23	\$ 10,887.68	\$ 84,753.91
HD044		David Michael Trotter	M5	\$ -	\$ -	\$ -	\$ -	
			DEM	\$ -	\$ 100.00	\$ -	\$ -	\$ 100.00
HD045		Kamia Latasha Brown	M5	\$ 6,475.00	\$ -	\$ -	\$ 2,150.00	
			DEM	\$ 13,686.00	\$ 100.00	\$ -	\$ 2,150.00	\$ 11,636.00
HD045		Kelvin Larence Cobaris	M5	\$ 2,230.00	\$ -	\$ -	\$ 1,932.78	
			DEM	\$ 14,160.00	\$ 50.00	\$ -	\$ 5,184.22	\$ 9,025.78
HD045		Gregory Allen Jackson #	M5					
			DEM					
HD045		William Jusme *	M5					
			DEM					
HD045		Peter Pham	M5	\$ 1,350.00	\$ -	\$ -	\$ 1,221.34	
			DEM	\$ 2,081.22	\$ -	\$ -	\$ 1,698.79	\$ 382.43
HD046	Bruce Antone		M5	\$ -	\$ -	\$ -	\$ 149.90	
			DEM	\$ 12,000.00	\$ -	\$ -	\$ 807.44	\$ 11,192.56
HD046		Sheena Meade	M5	\$ 2,550.00	\$ -	\$ -	\$ 3,086.98	
			DEM	\$ 13,495.08	\$ -	\$ -	\$ 4,719.88	\$ 8,775.20
HD047	Mike Miller		M5	\$ 12,250.00	\$ -	\$ -	\$ 1,994.06	
			REP	\$ 136,885.00	\$ -	\$ 14.00	\$ 16,779.48	\$ 120,105.52
HD047		Clinton Eugene Curtis	M5	\$ 5.52	\$ -	\$ 1,000.00	\$ 166.10	
			DEM	\$ 3,630.52	\$ 100.00	\$ 1,000.00	\$ 1,195.84	\$ 2,534.68
HD047		Henry Lim	M5	\$ 7,392.00	\$ 15,000.00	\$ -	\$ 5,280.31	
			DEM	\$ 44,363.00	\$ 15,000.00	\$ -	\$ 19,324.83	\$ 40,038.17
HD047		Elizabeth Ann Tuura	M5	\$ 10,500.00	\$ -	\$ 3,175.00	\$ 1,523.86	
			DEM	\$ 53,434.00	\$ -	\$ 10,404.82	\$ 7,803.22	\$ 45,630.78
HD048		Alex Barrio	M5	\$ 3,002.00	\$ -	\$ -	\$ 7,094.49	
			DEM	\$ 22,250.00	\$ -	\$ 50.00	\$ 13,917.00	\$ 8,333.00
HD048		Augustin "Gus" Martinez #	M5					
			NPA					
HD048		Amy Mercado	M5	\$ 12,390.00	\$ -	\$ -	\$ 7,168.80	
			DEM	\$ 30,573.00	\$ 3,500.00	\$ -	\$ 13,822.11	\$ 20,250.89
HD049		Martin Collins	M5	\$ -	\$ 100.00	\$ -	\$ 58.84	
			REP	\$ -	\$ 100.00	\$ -	\$ 58.84	\$ 41.16
HD049		Amber Lynn Mariano	M5	\$ 600.00	\$ -	\$ -	\$ 235.12	
			REP	\$ 8,025.00	\$ -	\$ 222.96	\$ 1,810.45	\$ 6,214.55
HD049		Shea Silverman	M5	\$ 2,453.25	\$ -	\$ -	\$ 277.00	
			NPA	\$ 2,858.25	\$ -	\$ 50.00	\$ 339.83	\$ 2,518.42
HD049		Carlos Guillermo Smith	M5	\$ 15,325.00	\$ -	\$ -	\$ 7,588.34	
			DEM	\$ 108,355.65	\$ -	\$ 2,633.21	\$ 28,487.27	\$ 79,868.38
HD050		Sean Graham Ashby	M5	\$ 345.00	\$ -	\$ -	\$ 511.72	
			REP	\$ 10,932.00	\$ -	\$ 500.00	\$ 8,608.63	\$ 2,323.37
HD050		George Joseph Collins	M5	\$ 162.78	\$ -	\$ 250.00	\$ 2,218.75	
			REP	\$ 4,086.48	\$ 32,560.00	\$ 2,294.91	\$ 8,734.73	\$ 27,911.75
HD050		Tiffany Shavonne Dziekan	M5	\$ -	\$ -	\$ -	\$ -	
			NPA	\$ -	\$ -	\$ -	\$ -	\$ -
HD050		Rene "Coach P" Plasencia	M5	\$ 5,040.49	\$ -	\$ 2,225.81	\$ 8,081.17	
			REP	\$ 142,266.50	\$ -	\$ 3,500.93	\$ 71,866.88	\$ 70,399.62

# 2016 CAMPAIGN FINANCE REPORT



Office	Incumbent	Challenger	Party	Contributions	Loans	In-Kinds	Expenditures	Cash on Hand
HD051		Michael Cavis Blake	M5	\$ 200.00	\$ -	\$ -	\$ 40.65	
			DEM	\$ 300.00	\$ 1,500.00	\$ -	\$ 207.60	\$ 1,592.40
HD051		Tom Goodson	M5	\$ 20,550.00	\$ -	\$ 225.00	\$ 1,406.86	
			REP	\$ 170,514.41	\$ -	\$ 1,511.94	\$ 48,440.85	\$ 122,073.56
HD051		Tim Tumulty	M5	\$ 1,250.00	\$ -	\$ -	\$ 641.29	
			REP	\$ 14,485.00	\$ 2,000.00	\$ 2,479.17	\$ 13,750.85	\$ 2,734.15
HD052		Thad Altman	M5	\$ 6,000.10	\$ -	\$ -	\$ 2,449.49	
			REP	\$ 17,000.10	\$ 200.00	\$ -	\$ 4,656.91	\$ 12,543.19
HD052		Brian Hodgers	M5	\$ 11,250.00	\$ -	\$ 609.53	\$ 3,027.45	
			REP	\$ 340,095.00	\$ 40,000.00	\$ 2,758.01	\$ 22,977.59	\$ 357,117.41
HD052		Monique Irene Miller	M5	\$ 350.00	\$ -	\$ 1,361.00	\$ 2,120.45	
			REP	\$ 27,120.00	\$ 2,500.00	\$ 1,947.73	\$ 6,434.61	\$ 23,185.39
HD052		Robert Francis VanVolkenburgh	M5	\$ -	\$ 1,000.00	\$ 184.42	\$ 4,211.65	
			REP	\$ 1,240.00	\$ 18,200.00	\$ 4,458.71	\$ 17,652.41	\$ 1,787.59
HD053		Randall Adam Fine	M5	\$ 6,500.00	\$ -	\$ 100.00	\$ 8,342.50	
			REP	\$ 85,341.69	\$ 115,000.00	\$ 2,157.06	\$ 24,991.48	\$ 175,350.21
HD053		David Anthony Kearns	M5	\$ 190.00	\$ -	\$ -	\$ 515.49	
			DEM	\$ 2,020.00	\$ 5,000.00	\$ -	\$ 2,223.91	\$ 4,796.09
HD054		Dale Mark Glading	M5	\$ 1,514.00	\$ -	\$ 100.00	\$ 5,225.36	
			REP	\$ 33,552.98	\$ -	\$ 1,016.72	\$ 23,530.69	\$ 10,022.29
HD054		Erin Grall	M5	\$ 10,010.00	\$ -	\$ -	\$ 2,828.03	
			REP	\$ 181,340.00	\$ 15,000.00	\$ 10,689.33	\$ 25,597.44	\$ 170,742.56
HD054		Gregory Mackay	M5	\$ -	\$ 10,000.00	\$ -	\$ 531.27	
			REP	\$ -	\$ 20,000.00	\$ -	\$ 7,846.23	\$ 12,153.77
HD054		Lange Sykes	M5	\$ 13,125.00	\$ -	\$ 9.00	\$ 11,106.01	
			REP	\$ 184,706.30	\$ 12,000.00	\$ 11,726.53	\$ 32,593.11	\$ 164,113.19
HD055	Cary Pigman		M5	\$ 1,000.00	\$ -	\$ -	\$ 4,460.00	
			REP	\$ 92,473.71	\$ -	\$ 291.00	\$ 64,577.53	\$ 27,896.18
HD055		Tony Munnings Sr.	M5	\$ 250.00	\$ -	\$ -	\$ -	
			DEM	\$ 1,000.00	\$ -	\$ -	\$ -	\$ 1,000.00
HD056	Ben Albritton		M5	\$ 2,000.00	\$ -	\$ -	\$ 1,483.70	
			REP	\$ 70,800.00	\$ -	\$ -	\$ 7,091.94	\$ 63,708.06
HD056		David Charles Poulin	M5	\$ -	\$ 1,000.00	\$ -	\$ -	
			DEM	\$ -	\$ 2,200.00	\$ 286.80	\$ 26.00	\$ 2,174.00
HD057	Jake Raburn		M5	\$ 16,000.00	\$ -	\$ -	\$ 2,954.91	
			REP	\$ 102,910.00	\$ -	\$ 83.76	\$ 44,629.05	\$ 58,280.95
HD058	Daniel Raulerson		M5	\$ 3,500.00	\$ -	\$ -	\$ 3,074.75	
			REP	\$ 55,520.00	\$ -	\$ 5,764.85	\$ 20,983.06	\$ 34,536.94
HD058		Jose Vazquez Figueroa	M5	\$ 50.00	\$ 100.00	\$ -	\$ 65.85	
			DEM	\$ 50.00	\$ 100.00	\$ -	\$ 65.85	\$ 84.15
HD059	Ross Spano		M5	\$ 20,250.00	\$ -	\$ -	\$ 12,660.85	
			REP	\$ 121,064.53	\$ -	\$ 4,882.42	\$ 41,542.64	\$ 79,521.89
HD059		Golnaz Sahebzamani	M5	\$ 1,792.00	\$ -	\$ -	\$ 524.41	
			DEM	\$ 26,811.00	\$ -	\$ 1,135.29	\$ 4,175.12	\$ 22,635.88
HD059		Rena Jade Upshaw-Frazier	M5	\$ 11,798.00	\$ -	\$ 490.00	\$ 2,179.11	
			DEM	\$ 94,389.00	\$ -	\$ 11,173.08	\$ 7,568.21	\$ 86,820.79
HD060		John F. Lingelbach #	M5					
			NPA					
HD060		David Benjamin Singer	M5	\$ 25,696.00	\$ -	\$ 25.23	\$ 6,917.63	
			DEM	\$ 73,146.00	\$ -	\$ 25.23	\$ 7,262.83	\$ 65,883.17


# 2016 CAMPAIGN FINANCE REPORT

Public Relations

Office	Incumbent	Challenger	Party	Contributions	Loans	In-Kinds	Expenditures	Cash on Hand
HD060		Rebecca Smith	M5	\$ 33,900.00	\$ 165,528.00	\$ -	\$ 9,664.14	
			REP	\$ 146,678.10	\$ 165,528.00	\$ -	\$ 24,903.32	\$ 287,302.78
HD060		Jackeline Toledo	M5	\$ 16,515.00	\$ -	\$ 150.00	\$ 7,430.25	
			REP	\$ 88,548.39	\$ 25,000.00	\$ 2,313.14	\$ 20,965.16	\$ 92,583.23
HD061		Dianne Hart	M5	\$ 5,721.00	\$ -	\$ 300.00	\$ 739.06	
			DEM	\$ 11,708.64	\$ 1,500.00	\$ 809.48	\$ 1,341.45	\$ 11,867.19
HD061		Sean Michael Shaw	M5	\$ 11,201.13	\$ -	\$ 300.00	\$ 7,869.65	
			DEM	\$ 52,380.59	\$ -	\$ 300.00	\$ 22,173.28	\$ 30,207.31
HD061		Walter Lee Smith II	M5	\$ 6,150.00	\$ -	\$ -	\$ 1,312.50	
			DEM	\$ 7,150.00	\$ -	\$ -	\$ 1,312.50	\$ 5,837.50
HD062	Janet Cruz Rifkin		M5	\$ 550.00	\$ -	\$ -	\$ 527.02	
			DEM	\$ 65,660.00	\$ -	\$ -	\$ 32,807.12	\$ 32,852.88
HD063	Shawn Harrison		M5	\$ 20,550.00	\$ -	\$ 3,000.00	\$ 1,481.00	
			REP	\$ 155,355.00	\$ -	\$ 11,873.40	\$ 32,186.87	\$ 123,168.13
HD063		Lisa Montelione	M5	\$ 6,275.00	\$ -	\$ 4,491.87	\$ 3,448.34	
			DEM	\$ 71,893.16	\$ -	\$ 15,416.82	\$ 10,675.63	\$ 61,217.53
HD063		Mike Reedy	M5	\$ 110.48	\$ -	\$ -	\$ 242.06	
			DEM	\$ 25,321.04	\$ 1,000.00	\$ 1,700.00	\$ 10,041.54	\$ 16,279.50
HD064	James Grant #		M5					
			REP					
HD065	Chris Sprowls		M5	\$ 22,500.00	\$ -	\$ 3,000.00	\$ 10,447.92	
			REP	\$ 168,465.00	\$ -	\$ 19,060.22	\$ 42,036.50	\$ 126,428.50
HD065		Bernard "Bernie" Fensterwald *	M5					
			DEM					
HD066	Larry Ahern		M5	\$ 3,100.00	\$ -	\$ -	\$ 880.54	
			REP	\$ 81,631.00	\$ -	\$ 4,403.00	\$ 27,722.27	\$ 53,908.73
HD066		Lorena Grizzle	M5	\$ 1,380.00	\$ 200.00	\$ -	\$ 858.78	
			DEM	\$ 2,266.00	\$ 400.00	\$ 20.00	\$ 1,607.99	\$ 1,058.01
HD067	Chris Latvala		M5	\$ 33,570.00	\$ -	\$ 3,000.00	\$ 35,801.11	
			REP	\$ 163,720.81	\$ -	\$ 10,905.52	\$ 98,099.17	\$ 65,621.64
HD067		David Saul Vogel	M5	\$ -	\$ -	\$ -	\$ -	
			DEM	\$ 250.00	\$ -	\$ -	\$ -	\$ 250.00
HD068		Joseph JB Bensmihen	M5	\$ 3,201.00	\$ 3,000.00	\$ -	\$ 1,310.05	
			REP	\$ 3,201.00	\$ 3,000.00	\$ -	\$ 1,310.05	\$ 4,890.95
HD068		Benjamin Frank Diamond	M5	\$ 75,752.82	\$ -	\$ 4,000.00	\$ 5,647.48	
			DEM	\$ 104,118.82	\$ -	\$ 4,333.33	\$ 6,264.98	\$ 97,853.84
HD068		Eric Matthew Lynn	M5	\$ 61.00	\$ -	\$ -	\$ -	
			DEM	\$ 61.00	\$ -	\$ -	\$ -	\$ 61.00
HD069	Kathleen Peters		M5	\$ 6,450.00	\$ -	\$ -	\$ 5,401.70	
			REP	\$ 147,506.66	\$ -	\$ 4,606.46	\$ 31,767.48	\$ 115,739.18
HD069		Jennifer Webb	M5	\$ 19,266.00	\$ -	\$ 11,841.40	\$ 3,982.13	
			DEM	\$ 44,705.73	\$ 100.00	\$ 11,841.40	\$ 7,982.13	\$ 36,823.60
HD070		Christopher John Czaia *	M5					
			DEM					
HD070		Dan Fiorini	M5	\$ 1,030.00	\$ -	\$ 904.00	\$ 2,694.79	
			DEM	\$ 12,501.95	\$ 2,501.00	\$ 2,240.72	\$ 10,738.95	\$ 4,264.00
HD070		Cori Steven Fournier	M5	\$ -	\$ -	\$ -	\$ -	
			REP	\$ -	\$ -	\$ -	\$ -	\$ -
HD070		Wengay Newton Sr.	M5	\$ 1,786.00	\$ -	\$ -	\$ 574.28	
			DEM	\$ 24,320.00	\$ -	\$ -	\$ 14,527.02	\$ 9,792.98



# 2016 CAMPAIGN FINANCE REPORT


**Public Relations**

Office	Incumbent	Challenger	Party	Contributions	Loans	In-Kinds	Expenditures	Cash on Hand
HD071	Jim Boyd		M5	\$ 1,500.00	\$ -	\$ -	\$ 6,600.00	
			REP	\$ 169,150.00	\$ -	\$ 900.00	\$ 95,219.37	\$ 73,930.63
HD072	John Hill		M5	\$ -	\$ 5,000.00	\$ -	\$ -	
			REP	\$ -	\$ 5,000.00	\$ -	\$ -	\$ 5,000.00
HD072	Edward Elliot James III		M5	\$ 4,190.00	\$ -	\$ 1,159.00	\$ 7,220.31	
			DEM	\$ 91,868.16	\$ -	\$ 3,394.02	\$ 44,601.75	\$ 47,266.41
HD072	Alexandra Cynthia Miller		M5	\$ 28,907.00	\$ -	\$ 2,240.50	\$ 9,411.30	
			REP	\$ 39,782.00	\$ 50,000.00	\$ 2,240.50	\$ 14,355.86	\$ 75,426.14
HD073	James Golden		M5	\$ -	\$ -	\$ -	\$ -	
			DEM	\$ 200.00	\$ -	\$ -	\$ 92.87	\$ 107.13
HD073	Joe Gruters		M5	\$ 3,100.00	\$ -	\$ -	\$ 5,580.38	
			REP	\$ 122,689.00	\$ -	\$ 1,250.00	\$ 38,095.87	\$ 84,593.13
HD073	Steve Vernon		M5	\$ 704.99	\$ -	\$ -	\$ 15,318.55	
			REP	\$ 10,774.99	\$ 48,000.00	\$ 78.79	\$ 41,837.92	\$ 16,937.07
HD074	Julio Gonzalez		M5	\$ 17,950.00	\$ -	\$ -	\$ 3,138.04	
			REP	\$ 82,570.00	\$ -	\$ 756.28	\$ 26,541.41	\$ 56,028.59
HD074	Manuel Gerald Lopez Jr.		M5	\$ -	\$ -	\$ -	\$ 29.00	
			DEM	\$ 1,090.00	\$ 200.00	\$ -	\$ 676.70	\$ 613.30
HD074	Jerry L. Nicastro		M5	\$ -	\$ -	\$ -	\$ -	
			DEM	\$ -	\$ -	\$ -	\$ -	\$ -
HD075	Michael Grant		M5	\$ 200.00	\$ 326.10	\$ -	\$ 1,330.60	
			REP	\$ 32,055.00	\$ 55,774.70	\$ 717.98	\$ 15,800.91	\$ 72,028.79
HD076	Ray Rodrigues		M5	\$ 17,600.00	\$ -	\$ -	\$ 3,945.31	
			REP	\$ 103,550.00	\$ -	\$ 30.00	\$ 55,341.10	\$ 48,208.90
HD076	Charles Carl Messina		M5	\$ 300.00	\$ -	\$ -	\$ -	
			NPA	\$ 300.00	\$ -	\$ -	\$ -	\$ 300.00
HD077	Dane Eagle		M5	\$ 37,575.00	\$ -	\$ -	\$ 3,912.40	
			REP	\$ 113,461.98	\$ -	\$ 238.33	\$ 75,610.25	\$ 37,851.73
HD078	Heather Fitzenhagen		M5	\$ 9,300.00	\$ -	\$ -	\$ 15,438.43	
			REP	\$ 149,775.00	\$ -	\$ 193.00	\$ 114,533.67	\$ 35,241.33
HD079	Matt Caldwell		M5	\$ 11,500.00	\$ -	\$ -	\$ 22,974.95	
			REP	\$ 206,530.00	\$ -	\$ 203.00	\$ 129,384.27	\$ 77,145.73
HD079	John Walter Scott		M5	\$ 9,181.96	\$ -	\$ 99.53	\$ 341.74	
			DEM	\$ 9,406.96	\$ 60.00	\$ 99.53	\$ 348.42	\$ 9,118.54
HD080	Joseph Asher Davidow		M5	\$ 10,000.00	\$ -	\$ 150.00	\$ 5,385.75	
			REP	\$ 41,654.00	\$ -	\$ 567.74	\$ 14,047.91	\$ 27,606.09
HD080	Byron Donalds		M5	\$ 8,530.00	\$ -	\$ -	\$ 6,980.39	
			REP	\$ 109,058.00	\$ -	\$ 62.35	\$ 29,363.36	\$ 79,694.64
HD082	MaryLynn Magar		M5	\$ 13,800.00	\$ -	\$ -	\$ 1,772.83	
			REP	\$ 98,889.15	\$ -	\$ 57.51	\$ 16,699.70	\$ 82,189.45
HD082	Mary Higgins		M5	\$ 800.00	\$ -	\$ 57.50	\$ 1,623.70	
			DEM	\$ 18,687.94	\$ -	\$ 3,635.95	\$ 16,333.76	\$ 2,354.18

# 2016 CAMPAIGN FINANCE REPORT

Public Relations


Office	Incumbent	Challenger	Party	Contributions	Loans	In-Kinds	Expenditures	Cash on Hand
HD083	Gayle Harrell		M5	\$ 6,600.00	\$ -	\$ -	\$ 16,589.88	
			REP	\$ 102,271.10	\$ -	\$ -	\$ 26,242.59	\$ 76,028.51
HD083		Crystal Mills Lucas	M5	\$ 6,885.00	\$ -	\$ -	\$ 4,580.27	
			DEM	\$ 39,749.37	\$ -	\$ 1,195.00	\$ 17,891.12	\$ 21,858.25
HD084	Larry Lee Jr.		M5	\$ 3,500.00	\$ -	\$ -	\$ 114.80	
			DEM	\$ 36,800.01	\$ 50.00	\$ -	\$ 114.80	\$ 36,735.21
HD085		Michael J. Peragine *	M5					
			REP					
HD085		Rick Roth	M5	\$ -	\$ -	\$ -	\$ -	
			REP	\$ -	\$ -	\$ -	\$ -	\$ -
HD085		Robert Simeone	M5	\$ 3,450.00	\$ 100,000.00	\$ -	\$ 755.91	
			DEM	\$ 3,450.00	\$ 100,000.00	\$ -	\$ 755.91	\$ 102,694.09
HD085		Andrew James Watt	M5	\$ 4,650.00	\$ -	\$ 344.88	\$ -	
			REP	\$ 4,650.00	\$ -	\$ 344.88	\$ -	\$ 4,650.00
HD086		Laurel Bennett #	M5					
			REP					
HD086		Stuart Wade Mears	M5	\$ 850.00	\$ -	\$ -	\$ 361.91	
			REP	\$ 2,475.00	\$ -	\$ 1,276.14	\$ 361.91	\$ 2,113.09
HD086		Tinu Pena	M5	\$ 580.00	\$ -	\$ -	\$ 86.42	
			DEM	\$ 11,943.05	\$ 6,000.00	\$ 2,194.40	\$ 4,810.30	\$ 13,132.75
HD086		Matt Willhite	M5	\$ 8,500.00	\$ -	\$ -	\$ 7,373.50	
			DEM	\$ 87,747.15	\$ 500.00	\$ 606.84	\$ 35,059.93	\$ 53,187.22
HD087		Darren James Ayoub	M5	\$ 1,775.00	\$ -	\$ -	\$ 55.49	
			DEM	\$ 2,975.00	\$ -	\$ 2,000.00	\$ 65.49	\$ 2,909.51
HD087		Virginia Savietto	M5	\$ 425.00	\$ -	\$ -	\$ 528.55	
			DEM	\$ 4,435.00	\$ 600.00	\$ 469.83	\$ 4,713.08	\$ 321.92
HD087		David Ryan Silvers	M5	\$ 16,201.00	\$ -	\$ 369.50	\$ 14,110.97	
			DEM	\$ 59,727.00	\$ 100,000.00	\$ 868.68	\$ 115,249.56	\$ 44,477.44
HD088		Edwin Ferguson	M5	\$ 7,375.00	\$ -	\$ 358.00	\$ 5,846.93	
			DEM	\$ 13,224.88	\$ -	\$ 358.00	\$ 7,471.02	\$ 5,753.86
HD088		Angeleta "Angie" Gray	M5	\$ 962.03	\$ -	\$ -	\$ 557.78	
			DEM	\$ 962.03	\$ 1,000.00	\$ -	\$ 657.78	\$ 1,304.25
HD088		Al Jacquet	M5	\$ 5,075.00	\$ -	\$ -	\$ 8,631.12	
			DEM	\$ 47,300.00	\$ -	\$ -	\$ 9,420.68	\$ 37,879.32
HD089	Bill Hager		M5	\$ 2,000.00	\$ -	\$ -	\$ 5,320.00	
			REP	\$ 94,751.00	\$ 100.00	\$ 2,025.00	\$ 25,970.10	\$ 68,880.90
HD089		Nichole Sue Cyr	M5	\$ -	\$ -	\$ -	\$ -	
			DEM	\$ 120.00	\$ -	\$ 226.20	\$ -	\$ 120.00
HD090	Lori Berman		M5	\$ -	\$ -	\$ -	\$ 400.00	
			DEM	\$ 61,750.00	\$ -	\$ -	\$ 8,403.00	\$ 53,347.00
HD091	Irving Slosberg		M5	\$ 1,000.00	\$ -	\$ -	\$ 32,050.00	
			DEM	\$ 74,991.00	\$ -	\$ 1,500.00	\$ 46,567.22	\$ 28,423.78
HD091		Kelly Ann Skidmore *	M5					
			DEM					
HD092		Paulette Armstead	M5	\$ 585.00	\$ -	\$ 300.00	\$ 2,794.08	
			DEM	\$ 14,509.00	\$ 20,000.00	\$ 1,600.00	\$ 30,156.50	\$ 4,352.50
HD092		Patricia Hawkins-Williams	M5	\$ 1,500.00	\$ -	\$ -	\$ 47.20	
			DEM	\$ 12,525.00	\$ 5,000.00	\$ -	\$ 1,901.69	\$ 15,623.31

# 2016 CAMPAIGN FINANCE REPORT


**Public Relations**

Office	Incumbent	Challenger	Party	Contributions	Loans	In-Kinds	Expenditures	Cash on Hand
HD092		Raymond Lamar Hicks	M5	\$ 625.00	\$ -	\$ -	\$ 735.17	
			DEM	\$ 3,420.00	\$ -	\$ -	\$ 2,188.89	\$ 1,231.11
HD092		Sajan Kurian	M5	\$ 1,201.00	\$ 2,000.00	\$ -	\$ 1,922.65	
			DEM	\$ 28,024.00	\$ 16,969.66	\$ -	\$ 20,110.88	\$ 24,882.78
HD092		Whitney Prescott Rawls #	M5					
			DEM					
HD093	George Moraitis Jr.		M5	\$ 8,075.00	\$ -	\$ 2,775.00	\$ 8,555.38	
			REP	\$ 101,423.57	\$ -	\$ 3,375.00	\$ 36,834.54	\$ 64,589.03
HD093		Kenneth Eddie Keechl	M5	\$ 17,247.00	\$ -	\$ 840.00	\$ 319.37	
			DEM	\$ 38,445.00	\$ -	\$ 2,164.40	\$ 458.57	\$ 37,986.43
HD093		Douglas Oberman	M5	\$ 115.00	\$ -	\$ -	\$ 140.39	
			DEM	\$ 915.00	\$ -	\$ 11.21	\$ 281.20	\$ 633.80
HD094	Bobby DuBose		M5	\$ 2,500.00	\$ -	\$ -	\$ 1,229.41	
			DEM	\$ 68,150.00	\$ -	\$ 234.50	\$ 38,657.72	\$ 29,492.28
HD095		Patrick Jabouin Sr.	M5	\$ 100.00	\$ -	\$ 220.00	\$ -	
			DEM	\$ 8,081.80	\$ 200.00	\$ 1,810.00	\$ 1,460.69	\$ 6,821.11
HD095		Robert Lee Lynch	M5	\$ -	\$ 3,000.00	\$ -	\$ 1,801.85	
			DEM	\$ -	\$ 10,150.00	\$ -	\$ 5,987.61	\$ 4,162.39
HD095		Anika Tene Omphroy	M5	\$ 790.00	\$ 1,051.17	\$ 50.00	\$ 1,574.17	
			DEM	\$ 851.00	\$ 1,551.17	\$ 1,045.00	\$ 2,087.58	\$ 314.59
HD095		Barrington Anthony Russell	M5	\$ 1,300.00	\$ -	\$ -	\$ 675.33	
			DEM	\$ 12,855.00	\$ -	\$ 102.00	\$ 2,680.33	\$ 10,174.67
HD095		Roxanne Valies	M5	\$ 1,450.00	\$ -	\$ -	\$ 1,151.85	
			DEM	\$ 9,888.00	\$ 300.00	\$ 185.04	\$ 7,296.95	\$ 2,891.05
HD096	Kristin Jacobs		M5	\$ 2,500.00	\$ -	\$ -	\$ 314.44	
			DEM	\$ 20,000.00	\$ -	\$ -	\$ 1,880.78	\$ 18,119.22
HD097	Jared Moskowitz		M5	\$ 500.00	\$ -	\$ -	\$ -	
			DEM	\$ 63,750.24	\$ -	\$ -	\$ -	\$ 63,750.24
HD098	Katie Edwards		M5	\$ 1,000.00	\$ -	\$ -	\$ 2,578.12	
			DEM	\$ 121,747.00	\$ -	\$ 146.10	\$ 67,985.78	\$ 53,761.22
HD099	Evan Jenne		M5	\$ 12,800.00	\$ -	\$ -	\$ 4,607.85	
			DEM	\$ 82,000.00	\$ -	\$ -	\$ 9,265.83	\$ 72,734.17
HD100	Joe Geller		M5	\$ 4,500.00	\$ -	\$ -	\$ 1,500.00	
			DEM	\$ 32,500.00	\$ -	\$ -	\$ 5,076.00	\$ 27,424.00
HD101	Shevrin Jones		M5	\$ 1,000.00	\$ -	\$ -	\$ 1,480.67	
			DEM	\$ 37,750.00	\$ -	\$ -	\$ 5,615.50	\$ 32,134.50
HD102	Sharon Pritchett		M5	\$ 250.00	\$ -	\$ -	\$ 500.00	
			DEM	\$ 8,046.00	\$ 50.00	\$ -	\$ 2,719.00	\$ 5,377.00
HD103	Manny Diaz Jr.		M5	\$ 26,775.00	\$ -	\$ 3,750.00	\$ 22,684.25	
			REP	\$ 243,475.00	\$ -	\$ 11,649.71	\$ 86,894.23	\$ 156,580.77
HD103	Ivette Gonzalez Petkovich		M5	\$ 4,785.18	\$ -	\$ 4,000.00	\$ 2,630.57	
			DEM	\$ 46,126.18	\$ -	\$ 5,000.00	\$ 11,508.01	\$ 34,618.17
HD104	Richard Stark		M5	\$ 3,750.00	\$ -	\$ -	\$ 123.66	
			DEM	\$ 68,534.07	\$ -	\$ 375.00	\$ 2,568.66	\$ 65,965.41
HD105	Carlos Trujillo		M5	\$ 59,000.00	\$ -	\$ 3,000.00	\$ 11,115.12	
			REP	\$ 193,912.04	\$ -	\$ 13,430.00	\$ 51,377.35	\$ 142,534.69
HD105	Victor Dotres		M5	\$ 10.00	\$ -	\$ -	\$ 50.00	
			REP	\$ 310.00	\$ -	\$ 1,000.00	\$ 50.00	\$ 260.00

# 2016 CAMPAIGN FINANCE REPORT


**Public Relations**

Office	Incumbent	Challenger	Party	Contributions	Loans	In-Kinds	Expenditures	Cash on Hand
HD106		Georgia Hiller #	M5					
			REP					
HD106		Lavigne Ann Kirkpatrick	M5	\$ 4,670.00	\$ -	\$ 2,000.00	\$ 8,155.06	
			REP	\$ 14,950.00	\$ -	\$ 2,533.72	\$ 11,633.02	\$ 3,316.98
HD106		Robert G. Rommel	M5	\$ 12,450.00	\$ -	\$ -	\$ 5,649.18	
			REP	\$ 90,136.00	\$ 20,000.00	\$ 2,197.27	\$ 22,535.87	\$ 87,600.13
HD106		Brandon Smith	M5	\$ -	\$ -	\$ -	\$ -	
			NPA	\$ 14.99	\$ -	\$ -	\$ 14.99	\$ -
HD107	Barbara Watson		M5	\$ -	\$ -	\$ -	\$ -	
			DEM	\$ 25,845.00	\$ 50.00	\$ -	\$ 12,327.51	\$ 13,567.49
HD107		Mary Estime-Irvin	M5	\$ 250.00	\$ -	\$ -	\$ -	
			DEM	\$ 12,435.00	\$ -	\$ -	\$ 6,732.15	\$ 5,702.85
HD108		Taj Collie-Echoles	M5	\$ 100.00	\$ -	\$ -	\$ -	
			DEM	\$ 700.00	\$ -	\$ 2,167.00	\$ -	\$ 700.00
HD108		Fayola Delica	M5	\$ 618.36	\$ 2,000.00	\$ -	\$ 1,459.25	
			DEM	\$ 2,415.36	\$ 2,000.00	\$ 1,177.85	\$ 2,890.01	\$ 1,525.35
HD108		Moise Duge	M5	\$ 4,125.00	\$ -	\$ 100.00	\$ 3,555.95	
			DEM	\$ 4,639.00	\$ -	\$ 100.00	\$ 4,055.95	\$ 583.05
HD108		Roy Hardemon	M5	\$ -	\$ -	\$ -	\$ -	
			DEM	\$ -	\$ -	\$ -	\$ -	\$ -
HD108		Robert Malone Jr.	M5	\$ -	\$ -	\$ -	\$ -	
			DEM	\$ -	\$ -	\$ -	\$ -	\$ -
HD108		Francesca Menes	M5	\$ 7,292.70	\$ -	\$ 419.98	\$ 3,594.89	
			DEM	\$ 15,685.86	\$ 100.00	\$ 719.98	\$ 5,676.35	\$ 10,109.51
HD108		Hemant "Henry" Patel	M5	\$ 9,151.00	\$ 10,000.00	\$ -	\$ 9,000.00	
			DEM	\$ 12,852.00	\$ 15,000.00	\$ -	\$ 16,000.00	\$ 11,852.00
HD108		Nadia Pierre	M5	\$ 4,475.00	\$ -	\$ -	\$ 824.60	
			DEM	\$ 5,525.00	\$ -	\$ -	\$ 824.60	\$ 4,700.40
HD108		Marie Erlande Steril	M5	\$ 2,785.00	\$ -	\$ -	\$ 1,062.50	
			DEM	\$ 20,415.00	\$ -	\$ -	\$ 5,454.97	\$ 14,960.03
HD109	Cynthia Stafford		M5	\$ 500.00	\$ -	\$ -	\$ 321.90	
			DEM	\$ 15,500.00	\$ 100.00	\$ -	\$ 1,434.90	\$ 14,165.10
HD110	Jose Oliva		M5	\$ -	\$ -	\$ -	\$ 2,344.76	
			REP	\$ 208,670.09	\$ -	\$ 30.00	\$ 54,852.93	\$ 153,817.16
HD111	Bryan Avila		M5	\$ 1,500.00	\$ -	\$ -	\$ 3,636.80	
			REP	\$ 84,294.98	\$ -	\$ 82.94	\$ 42,120.52	\$ 42,174.46
HD112		Michael William Davey	M5	\$ 4,950.00	\$ -	\$ 540.41	\$ 5,584.99	
			REP	\$ 37,115.00	\$ -	\$ 2,367.85	\$ 11,617.20	\$ 25,497.80
HD112		Nicholas Xavier Duran	M5	\$ 20,850.00	\$ -	\$ 4,616.16	\$ 6,874.24	
			DEM	\$ 81,236.00	\$ -	\$ 10,293.52	\$ 6,874.24	\$ 74,361.76
HD112		Waldo Faura Jr.	M5	\$ 2,500.00	\$ 2,100.00	\$ -	\$ 4,137.02	
			DEM	\$ 5,850.00	\$ 2,560.00	\$ -	\$ 7,772.02	\$ 637.98
HD112		Rosa Maria Palomino	M5	\$ 531.00	\$ -	\$ 3,800.00	\$ 948.33	
			REP	\$ 3,449.04	\$ -	\$ 3,800.00	\$ 2,619.88	\$ 829.16
HD113	David Richardson		M5	\$ 9,400.00	\$ -	\$ 2,062.20	\$ 5,872.40	
			DEM	\$ 78,157.00	\$ 110,000.00	\$ 3,462.20	\$ 17,246.91	\$ 170,910.09
HD113		Jonathan H. Parker	M5	\$ -	\$ -	\$ -	\$ -	
			REP	\$ -	\$ -	\$ -	\$ -	\$ -

# 2016 CAMPAIGN FINANCE REPORT

Public Relations

Office	Incumbent	Challenger	Party	Contributions	Loans	In-Kinds	Expenditures	Cash on Hand
HD113		Reinaldo Valdes	M5	\$ 925.00	\$ -	\$ -	\$ 368.95	
			DEM	\$ 7,690.00	\$ -	\$ 120.00	\$ 6,539.56	\$ 1,150.44
HD113		Deede Weithorn	M5	\$ -	\$ -	\$ -	\$ -	
			DEM	\$ 11,500.00	\$ 1,000.00	\$ -	\$ 56.43	\$ 12,443.57
HD114		Daisy Baez	M5	\$ 10,276.00	\$ -	\$ 3,979.65	\$ 2,774.29	
			DEM	\$ 76,937.00	\$ -	\$ 14,603.00	\$ 18,494.24	\$ 58,442.76
HD114		John Couriel	M5	\$ 20,018.00	\$ -	\$ 688.13	\$ 4,785.79	
			REP	\$ 167,722.00	\$ 13,000.00	\$ 7,713.94	\$ 24,142.25	\$ 156,579.75
HD114		Jose Pazos	M5	\$ -	\$ -	\$ -	\$ -	
			REP	\$ 20,950.00	\$ -	\$ -	\$ 11,465.19	\$ 9,484.81
HD114		Alberto Santana	M5	\$ 650.00	\$ -	\$ -	\$ 239.27	
			DEM	\$ 5,377.00	\$ 42,000.00	\$ -	\$ 5,209.39	\$ 42,167.61
HD115	Michael Bileca		M5	\$ 2,500.00	\$ -	\$ -	\$ 17,057.25	
			REP	\$ 33,800.00	\$ 60,000.00	\$ 4,430.00	\$ 22,288.25	\$ 71,511.75
HD115		Ross Hancock	M5	\$ 500.00	\$ -	\$ -	\$ 20.00	
			DEM	\$ 599.00	\$ 100,000.00	\$ 120.06	\$ 46.24	\$ 100,552.76
HD115		Susie Lamigueiro	M5	\$ -	\$ -	\$ -	\$ -	
			NPA	\$ -	\$ -	\$ -	\$ -	\$ -
HD115		Jeffrey Doc Solomon *	M5					
			DEM					
HD116	Jose Felix Diaz		M5	\$ 4,500.00	\$ -	\$ -	\$ 4,256.23	
			REP	\$ 220,583.68	\$ -	\$ -	\$ 92,575.63	
HD117	Kionne McGhee		M5	\$ 2,500.00	\$ -	\$ -	\$ 2,450.00	
			DEM	\$ 47,700.00	\$ 50.00	\$ -	\$ 18,128.48	\$ 29,621.52
HD117		Patricia Mariella Agosto	M5	\$ -	\$ -	\$ -	\$ -	
			NPA	\$ -	\$ -	\$ -	\$ -	\$ -
HD118		Robert Asencio	M5	\$ 100.00	\$ 10,000.00	\$ -	\$ 461.68	
			DEM	\$ 20,005.00	\$ 11,650.00	\$ 2,474.78	\$ 14,421.77	\$ 17,233.23
HD118		Lynda Bell	M5	\$ 14,790.00	\$ 5,000.00	\$ -	\$ -	
			REP	\$ 14,790.00	\$ 5,000.00	\$ -	\$ -	\$ 19,790.00
HD118		David Rivera	M5	\$ 31,000.00	\$ -	\$ -	\$ 5,291.25	
			REP	\$ 101,274.00	\$ 50,000.00	\$ -	\$ 6,118.24	\$ 145,155.76
HD118		Anthony Rodriguez	M5	\$ 7,470.00	\$ -	\$ -	\$ 4,861.25	
			REP	\$ 25,465.00	\$ 25,000.00	\$ -	\$ 12,036.89	\$ 38,428.11
HD118		Steven Anthony Rojas Tallon	M5	\$ -	\$ -	\$ -	\$ 100.39	
			REP	\$ 2,950.00	\$ 22,050.00	\$ -	\$ 2,223.50	\$ 22,776.50
HD118		Arthur Sosa #	M5					
			NPA					
HD119	Jeanette Nunez		M5	\$ 12,756.04	\$ -	\$ -	\$ 2,594.29	
			REP	\$ 192,981.29	\$ -	\$ 1,000.00	\$ 44,409.47	\$ 148,571.82
HD120	Holly Raschein		M5	\$ 44,051.00	\$ -	\$ 5,089.38	\$ 14,751.09	
			REP	\$ 253,477.00	\$ -	\$ 20,804.72	\$ 83,080.90	\$ 170,396.10
HD120		Kevin Diaz	M5	\$ 610.00	\$ -	\$ -	\$ 912.37	
			DEM	\$ 6,940.00	\$ 10,000.00	\$ 467.49	\$ 5,546.11	\$ 11,393.89
HD120		Daniel Edward Horton	M5	\$ 5,724.69	\$ -	\$ -	\$ 1,405.76	
			DEM	\$ 9,479.69	\$ -	\$ -	\$ 1,669.37	\$ 7,810.32

M5 Report is May 1-31, 2016; Cumulative totals through May 31, 2016  
 # Candidate did not file finance report by deadline  
 \* Candidate filed for office after finance report deadline